

**LED** *High Abuse Lighting*  
for Interior and Exterior Applications

High Abuse  
Product Selector  
Guide

**HA**



# From Rough, Tough Herculux to Aesthetic Millenium Architectural

In 1965, Kenall became the first company to utilize injection molding to create impact- and vandal-resistant polycarbonate lens lighting products. Proven to increase safety and reduce maintenance, these **Herculux™** enclosures are still the standard for public area lighting today.

**Millenium™** high-abuse luminaires combine symmetry with efficiency and durability. They feature architecturally-acceptable materials that resist degradation; state-of-the-art lighting technology; optics and shielding; and certified ingress protection against dust and water. They are ideal for areas where both functionality and aesthetics are desired, such as the faces of public buildings.

Together, these two luminaire families form the backbone of the Kenall High Abuse product family.

Front cover: Photo features EnviroPro™ luminaires in application at Ignacio High School, Ignacio, Colorado

## Choose LED for Added Value and Quick ROI

- All high abuse luminaires are covered by a lifetime guarantee against breakage & a 5 or 10 year warranty on power systems
- Energy efficiency that is up to 80% greater than incumbent lighting, delivering quick return on investment
- UV and mercury-free lamping
- White LEDs with specifiable color temperatures
- Nearly indestructible enclosures that protect your investment

**NEW** Athletic facility lighting that kills harmful bacteria, including Staph, such as MRSA, with exclusive **Indigo-Clean™ Technology**, Page 34


**NEW** **Senscape™** Architectural high performance lighting for superior parking garage and canopy applications, Page 59



**Millenium™**  
Architectural High Abuse



**Herculux™**  
High Abuse



**Sentinal™**  
High Abuse



**Millenium™ Downlight**  
Architectural High Abuse

**NEW**




**Millenium Stretch™**  
Architectural High Abuse



# Proven, Reliable Lighting Solutions for Challenging Applications

- Impervious to Breakage
- Protected from Dirt/Water Ingress
- Corrosion Resistant
- Vandal Resistant
- Versatile
- Energy Efficient



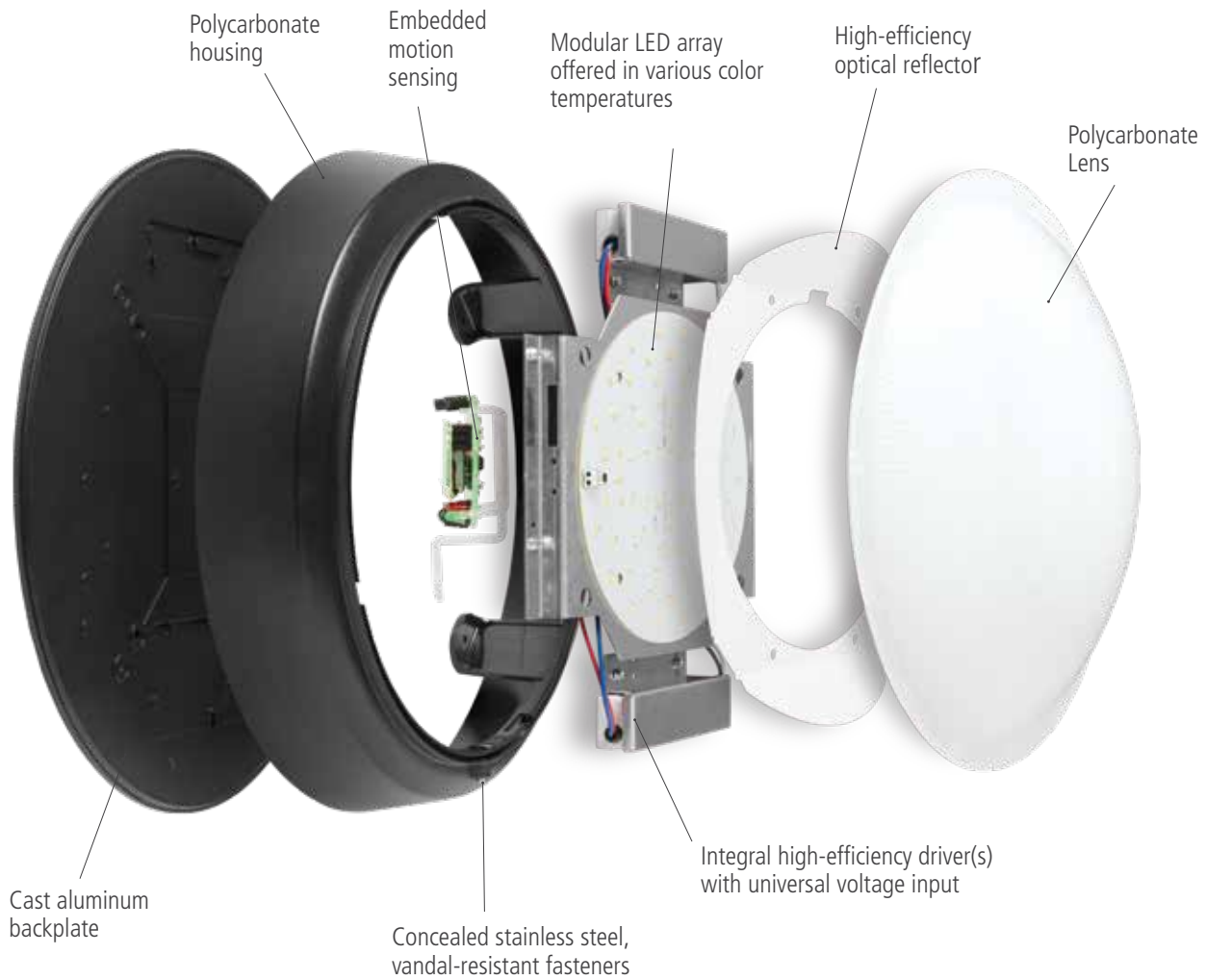
www.kenall.com | P: 800-4-Kenall | F: 262-891-9701 | 10200 55th Street Kenosha, Wisconsin 53144

This product complies with the Buy American Act: manufactured in the United States with more than 50% of the component cost of US origin. It may be covered by patents found at [www.kenall.com/patents](http://www.kenall.com/patents). Content of specification sheets is subject to change; please consult [www.kenall.com](http://www.kenall.com) for current product details.

# Rugged, Durable Construction and Timeless Appeal

Kenall luminaires are designed to withstand even the most demanding lighting challenges. Our construction is durable, dependable and certified to perform to your exact standards. With features like marine-grade aluminum backplates and polycarbonate lenses, Kenall lighting stands the test of time.

## High Abuse Construction



Recommended use: public spaces such as garages, entryways, stairwells, pedestrian tunnels, locker rooms, corridors and dormitories



# The Industry's Leading High Abuse Luminaires, Designed and Built for your Peace of Mind

With more than 50 years of design and manufacturing experience, Kenall understands your challenges and provides complete solutions for your most demanding applications. We are confident in the durability of our products and will repair or replace any high-abuse light fixture rendered inoperable due to accident or vandalism during its normal service life. Kenall is also the first in the lighting industry to offer a complete **Peace of Mind Guarantee®** on motion sensors embedded behind vandal-resistant lenses.



**Breakage:** Protect your lighting investment with Kenall's virtually indestructible enclosures.



**Theft/Vandalism:** Kenall's high-abuse enclosures include tamper-resistant hardware and four-point mounting to minimize loss from theft.



**Ingress:** Fixtures are designated and tested to IP64 and IP65 Ingress Protection standards to assure they are sealed from dirt, insects and moisture penetration.



**Corrosion/Weather:** Standard high-abuse fixtures utilize powder-coated base plates and UV-stabilized thermoplastic. Stainless steel construction is available for highly corrosive applications.



# Our Lighting Has Evolved So Yours Can, Too.

## Motion Sensor Now Embedded Behind Vandal-Resistant Lens

Kenall's lighting and controls continually evolve to take advantage of the most current technologies available. Today, many of Kenall's motion-sensing luminaires use microwave technology—embedded into the luminaire—to detect motion by emitting radio wave pulses throughout a space in order to measure the changes in reflection off a moving object.

Embedded motion sensor offers Kenall's exclusive Peace of Mind Guarantee®



### Embedded Motion Sensors are:

- Vandal-resistant
- Protected from moisture
- Experience no interference from ambient temperatures
- Not reliant on line of sight
- California Title 24 compliant

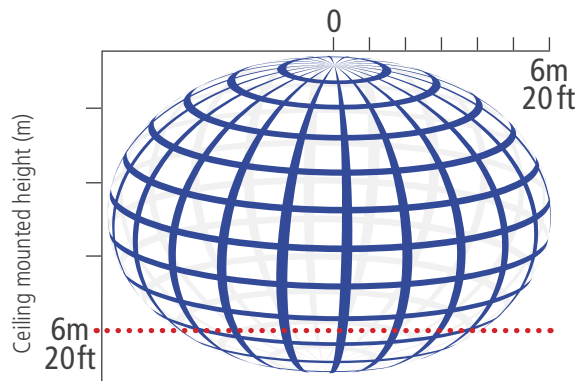


External motion sensors (above) are susceptible to vandalism

## Sensor Settings Simple Factory Preset, Broad Coverage Pattern

Factory Preset		
Time Out	Step Dims to	Detection
20 min	30%	100%

### COVERAGE PATTERN



Ceiling mounted detection pattern



# TekLink™ A Full Range of Lighting Control Systems

Many of our high abuse products are controls compatible, and Kenall offers integrated solutions to suit a variety of budgets.

## TL50

Remote Controller



TekDek™



### System Features

- Embedded sensor
- Motion sensing detection
- Open loop daylighting harvesting
- Settings configurable via remote controller

## TL100

Controller



Sensor



TekDek™



### System Features

- Zonal motion sensing detection
- Centralized luminaire control
- Closed loop daylight harvesting
- One button commissioning

## TL1000/TL2000



### System Features

- Web based user interface
- Wired and wireless options
- Email and text alerts
- Power monitoring
- Data reporting

## Kenall TekLink Control System Overview

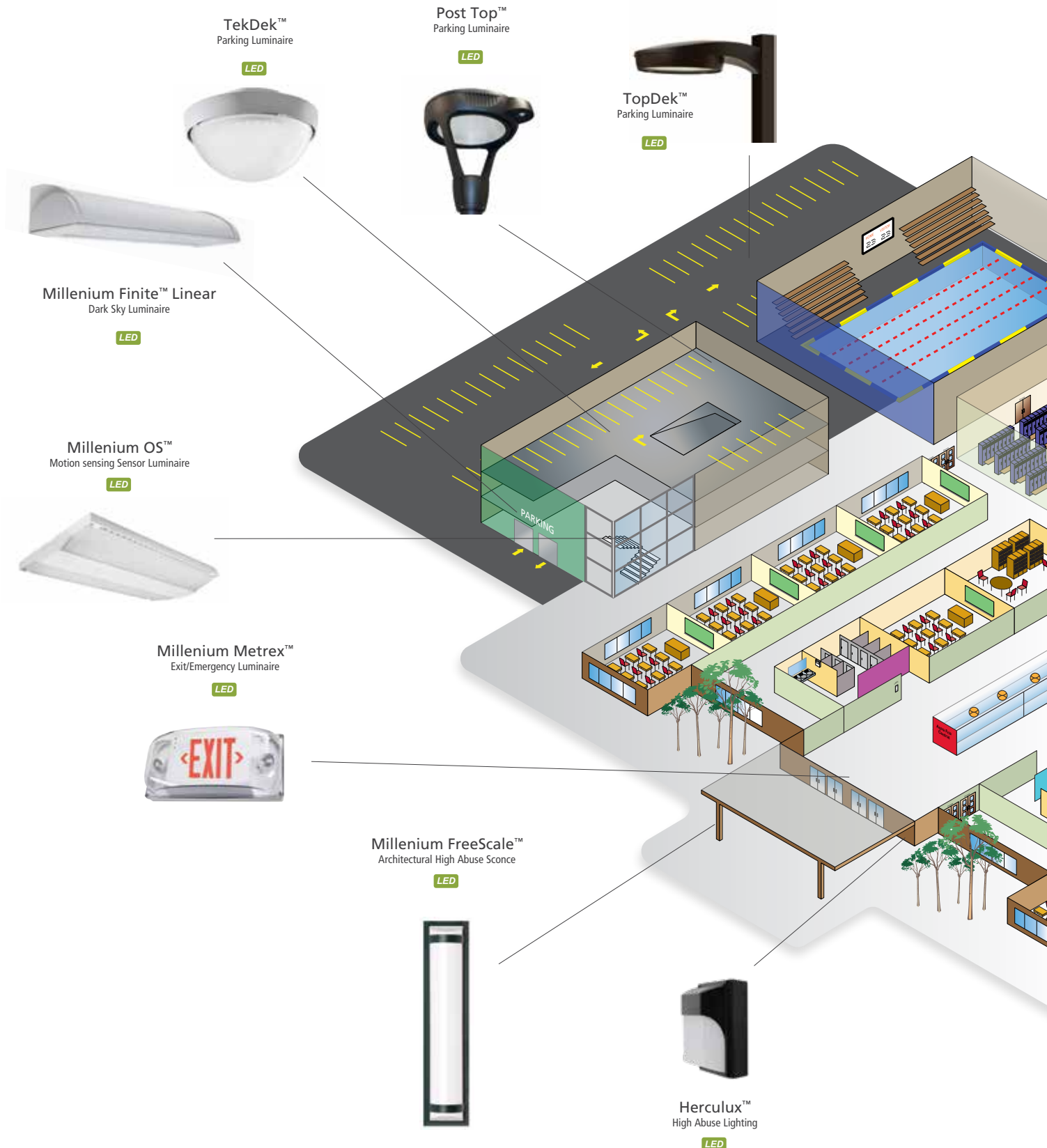
Features	TekLink Cloud			
	TL50	TL100	TL1000	TL2000
Sensor Technology	Microwave/Infrared	Infrared/Ultrasonic	Infrared	Infrared
Wireless Communication				√
Adjustable Motion sensing Time-Out	√	√	√	√
Daylight Feedback	√	√	√	√
Adjustable Dim-Level	√	√	√	√
Zonal Control		√	√	√
One Touch Light Level Commissioning*		√	√	√
L70 Detection*		√	√	√
Scheduling			√	√
Reporting			√	√

\*Patent No: US 20120153840



# 8 | Kenall for the Entire Facility

Schools and Universities • Municipal Buildings • Public Spaces • Stairwells • Military Applications



TekDek™  
Parking Luminaire

LED

Post Top™  
Parking Luminaire

LED

TopDek™  
Parking Luminaire

LED

Millenium Finite™ Linear  
Dark Sky Luminaire

LED

Millenium OS™  
Motion sensing Sensor Luminaire

LED

Millenium Metrex™  
Exit/Emergency Luminaire

LED

Millenium FreeScale™  
Architectural High Abuse Sconce

LED

Herculux™  
High Abuse Lighting

LED

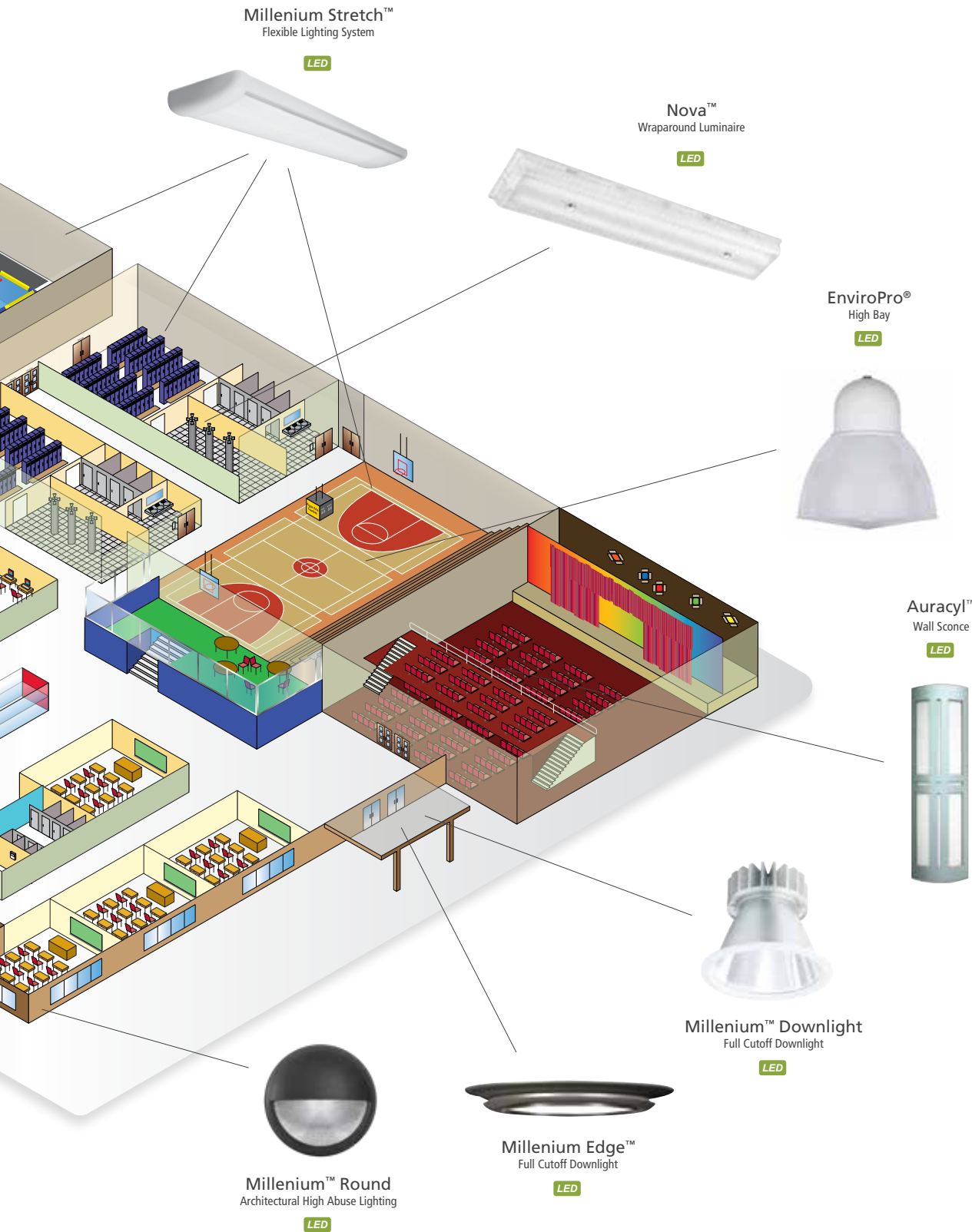


www.kenall.com | P: 800-4-Kenall | F: 262-891-9701 | 10200 55th Street Kenosha, Wisconsin 53144

This product complies with the Buy American Act: manufactured in the United States with more than 50% of the component cost of US origin. It may be covered by patents found at www.kenall.com/patents. Content of specification sheets is subject to change; please consult www.kenall.com for current product details.



Office Buildings • Parks and Rec • Gymnasiums • Natatoriums • Convention Centers • Retail • Big Box



Millenium Stretch™  
Flexible Lighting System

LED

Nova™  
Wraparound Luminaire

LED

EnviroPro®  
High Bay

LED

Auracyl™  
Wall Sconce

LED

Millenium™ Downlight  
Full Cutoff Downlight

LED

Millenium Edge™  
Full Cutoff Downlight





LED

Millenium™ Round  
Architectural High Abuse Lighting







LED






**Choose the Right Luminaire for Your Challenging Indoor Application**





	Recommended Applications	Recommended Product	Find on page
	Locker Rooms, Changing Rooms, Showers	Millenium Stretch	20-22
		Millenium Stretch using Indigo-Clean Technology	36
		SimpleSeal HASEDI using Indigo-Clean Technology	37
		Nova	46
		Sheriff, Ranger	47, 49
	Restrooms	Millenium Rounds, Ovals, Squares	16-19
		Millenium Stretch	20-22
		Millenium Flush Downlight	27
		Herculux	40
		Sheriff	47
	Dormitories, Barracks	Millenium Rounds, Ovals, Squares	16-19
		Millenium Stretch	20-22
		Nova	46
		Rough-house Round	48
		Ranger	49
	Hallways, Corridors	Millenium Stretch	20-22
		Sentinall	43
		Nova	46
		Sheriff	47
		Ranger	49



	Recommended Applications	Recommended Product	Find on page
	Stairwells	Millenium Stretch	20-22
		Millenium OS	23
		Nova	46
		Sheriff	47
		Ranger	49
	Multi-purpose Rooms	Millenium Stretch High Lumen Package	22
		EnviroPro EPLB	42
	Gymnasiums	Millenium Stretch	22
		Millenium Metrex	31
		EnviroPro EPLB	42
	Natatoriums	Millenium Stretch	22
		EnviroPro EPLB	42
	Parking Garages and Decks	TekDek	58
		TopDek, TopDek Post Top	59
		SenScape PG	59
	Exits	Millenium Metrex	31

**Choose the Right Luminaire for Your Challenging Outdoor Application**

	Recommended Application	Recommended Product	Find on page
	Entryways	Millenium Rounds, Ovals, Squares	16-19
		Millenium Finite	24
		Millenium Finite Linear	25
		Millenium Freescale	28-29
		Millenium Auracyl	30
	Canopies, Covered Walks	Millenium Rounds, Ovals, Squares	16-19
		Millenium Stretch	20-22
		Millenium Edge	26
		Millenium Flush Downlight	27
		Herculux	40
		EnviroPro EPLB	42
		Sentinall	43
		SimpleSeal Inset Door Series	44
		Nova	46
		Herculux Corrosive & Coastal	55
		TekDek	58
SenScape	59		
	Marinas and Coastal Environments	Millenium Rounds, Ovals, Squares	16-19
		EnviroSeal	45
		SimpleSeal Inset Door Series	52
		Millenium Flush Downlight	53
		Herculux Corrosive & Coastal	55

	Recommended Application	Recommended Product	Find on page
	Pedestrian Underpasses	Millenium Rounds, Ovals, Squares	16-19
		Millenium Stretch	20-22
		Millenium Edge	26
		Herculux	40
		Nova	46
		Sheriff	47
		TekDek	58
	Building Exteriors	Millenium Rounds, Ovals, Squares	16-19
		Millenium Finite	24
		Millenium Finite Linear	25
		Millenium Edge	26
		Millenium Flush Downlight	27
		Millenium Freescale	28-29
		Millenium Auracyl	30
		Herculux	40
		Sentinall	43
	Egress	Millenium Rounds, Ovals, Squares	16-19
		Millenium Stretch (EL)	20-22
		Millenium Finite	24
		Millenium Metrex	31
		Herculux	40
	Parking Areas	TekDek	58
		SenScape	59
		TopDek	59
		TopDek Post Top	59

# **Millenium™ Architectural High Abuse Lighting**



Project: MacArthur Elementary School  
Location: Binghamton, New York  
Architect: Ashley McGraw Architects  
© 2017 by John Griebisch

Millenium Rounds and Ovals	16
Millenium Squares	18
Millenium Stretch	20
Millenium OS	23
Millenium Finite	24
Millenium Edge	26
Millenium Downlights	27
Millenium FreeScale	28
Millenium Auracyl	30
Millenium Metrex	31



Millenium™ Rounds and Ovals are constructed with the finest materials available, ensuring they will maintain their looks and performance for years to come.



**Additional Product Information**



Low Profile



Deep Housing




Semi-Recessed

**Millenium Rounds and Ovals (MR & MO Series)**

- Delivered lumen range: 871 – 5,672 lm
- Input power range: 13 – 57W
- 63 – 117 lm/W
- 3500K, 4000K, 5000K CCT; 80 CRI
- Die-cast aluminum backplate
- Polycarbonate lens for added durability
- Embedded motion sensing option available (CA Title 24-compliant)
- In-Stock options available; ships in 24 hrs

Nominal Size: | 13" and 17" diameters  
 Installation Types: | Surface, wall mount and semi-recessed (MR only)

**Finishes**



See individual specification sheets for details





Millenium™ Rounds and Ovals are available in several configurations with many optional features, including embedded motion sensors. This provides a versatile blend of aesthetics and performance that allows designers to use Millenium as a thematic design element throughout a project, from a single building to an entire campus.




Millenium Rounds are optimal for parks and play areas.



Covered walkways are ideal for ceiling mount installations.

Product Universe



Millenium™ Squares complement the Round and Oval Series. Designed with many of the same great features, they provide a variety of attractive choices to use throughout a project. The luminaires are available in 11" and 15" sizes with full, eyelid or crossbar faces to enhance a building's architectural facade.



**Additional Product Information**

**Millenium Squares (MS Series)**


- Delivered lumen range: 1,023 – 5,932 lm
- Input power range: 10 – 50W
- 80 – 124 lm/W
- 3500K, 4000K, 5000K CCT; 80 CRI
- Die-cast aluminum baseplate
- Polycarbonate lens for added durability
- Embedded motion sensing options available (CA Title 24-compliant)
- In-Stock options available; ships in 24 hrs

Nominal Size: | 11" and 15" diameters  
 Installation Types: | Surface, wall mount and semi-recessed



Low Profile                      Deep Housing                      Semi-Recessed

**Finishes**



See individual specification sheets for details





Product Universe

Full Face



MS15F



MS11F

Crossbar



MS15C



MS11C

Eyelid



MS15E



MS11E

Diamond Eyelid



MS15D



MS11D

Millenium Stretch™ (MLHA Series) is a flexible lighting system that offers an attractive solution for areas that demand high performance, minimal maintenance and durability. Whether lighting general purpose rooms in schools, physical fitness facilities, natatoriums or stairwells, Millenium Stretch has the versatility to meet the needs of any architectural high abuse or rough service application.



**Additional Product Information**

**Millenium Stretch (MLHA5, 8 & 12 Series)**

- Delivered lumen range: 2,374 – 10,548 lm  
(see pg 22 for MLHA12 high lumen package)
- Input power range: 25 – 98W
- 894 – 113 lm/W
- 3500K, 4000K, 5000K CCT; 82 CRI
- Die-cast and extruded, marine-grade aluminum housing
- Polycarbonate lens for added durability
- Patented modular system; continuous row mounting available
- Embedded motion sensing option available (CA Title 24-compliant)
- In-Stock options available; ships in 24 hrs

Nominal Sizes: | 5", 8", 12" widths; 24", 36", 48", 72", 96" lengths  
 Installation Types: | Surface ceiling, wall corner or optional pendant mount  
 Lamp Types: | LED, T5, T5HO, T8, T8HO



UL has listed Stretch as 'suitable for use as a raceway.' Both the 8" and 12" wide series can be utilized for optional, multiple raceways.

Stretch's versatility extends to corner mounted applications when specified with the Corner Mount Bracket (CMB) option.



Available end caps.



**Ideal for Use in Multi-purpose rooms: Individual or Continuous Row**

Millenium Stretch is available in a variety of lamping options, including LED. Use them individually, in continuous runs or in geometric patterns, for optimum versatility.



**End Caps**



Flat



Rounded



Stepped



Reveal

**Joiner Bands**



Custom Color Joiner Bands

End caps are die-cast, marine-grade aluminum. Flat and round end caps feature internal knockouts for surface conduit or Wiremold™ 500/700.

Colored joiner bands, for continuous runs, are ideal for identifying departments, corridors, floors, and security areas for all public access buildings.

**Geometric Modular Nodes for Unique Product Configurations**



Nodes "L"  
2-Way Intersecting



Nodes "T"  
3-Way Intersecting



Nodes "Inline"



Nodes "X"  
4-Way Intersecting



The Millenium Stretch™ Series offers a high-lumen option for areas such as gymnasiums, multipurpose rooms, workout facilities and natatoriums. Use as individual fixtures or configure in geometric patterns and runs. Built to take repeated impact, these luminaires produce more than 16,000 lumens and also include a pleasing uplight component.



**Additional Product Information**



Surface Mount



Pendant Mount



Chain Mount



MLHA12 with high lumen package available in 12" width.

**Millenium Stretch (MLHA12 Series)  
High Lumen Package**

- Delivered lumen range: 15,534 – 16,561 lm
- Input power: 167W
- 93 – 99 lm/W
- 3500K, 4000K, 5000K CCT; 82 CRI
- Die-cast and extruded, marine-grade aluminum housing
- Polycarbonate lens standard
- Patented modular system; continuous row mounting available
- Embedded motion sensing options available (CA Title 24-compliant)

Nominal Sizes: | 12" wide; 48" and 96" lengths  
Installation Types: | Surface, optional pendant mount, optional chain mount



The Kenall Millenium OS™ provides significant cost- and energy-savings. The integral high-frequency Doppler-based motion sensor can dim up to 90% during non-motion sensing periods and provides the ability to maintain wet location listings, IP ratings and vandal resistance. Designed for indoor and outdoor stairwells, corridors, hallways and general use areas, this smart and durable luminaire is ideal for any environment.



Additional Product Information


Millenium OS (MOS Series)

- Delivered lumen range: 2,267 – 4,528 lm
- Input power range: 25 – 56W
- 86 – 93 lm/W
- 4000K, 5000K CCT
- Vandal-resistant for high-abuse areas
- Compatible with TekLink™ Controls (CA Title 24-compliant)
- Emergency battery backup option available

Nominal Size: 12" w × 18" l × 4" h  
 Installation Types: Surface mount to ceiling or wall



Standard, embedded occupancy sensor.



Thermal management is aesthetically pleasing with no exposed heat sinks. This effective design draws heat away from the LED system, extending LED life



Emergency option available with internal battery back-up for enhanced safety and security.



Versatility in design and function makes Millenium Finite™ an ideal lighting solution for a variety of applications. These luminaires are available in either dark-sky friendly full-cutoff or uplight mounting orientations to meet a variety of exterior and interior needs. Finite's specially designed optical system delivers full-cutoff performance while reducing energy consumption and waste.



**Additional Product Information**

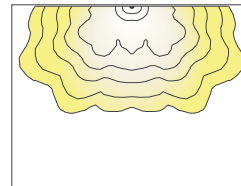
**Millenium Finite™ (FN Series)**

- Delivered lumen range: 1,788 – 6,637 lm
- Input power range: 20 – 54W
- 89 – 123 Lm/W
- 4000K, 5000K CCT; 70 CRI minimum
- Full cut-off LED wall-pack with classic design aesthetic
- Type II, III and IV optical distribution options
- Available two-circuit and cold-weather battery pack options
- In-Stock options available; ships in 24 hrs

Nominal Sizes: | 9" and 15"  
 Installation Type: | Surface wall mount



The FN Series utilizes a convenient hook-and-lock mechanism for quick mounting, reduced installation costs and easy maintenance.



Millenium Finite full-cutoff fixtures are available with a variety of lamp sources and distribution patterns, including Type II, Type III, Type IV or Type IV Narrow (forward throw) optics.



Dimmable, energy efficient LED lamp sources can be used with controls for an enhanced return on investment.



www.kenall.com | P: 800-4-Kenall | F: 262-891-9701 | 10200 55th Street Kenosha, Wisconsin 53144

This product complies with the Buy American Act: manufactured in the United States with more than 50% of the component cost of US origin. It may be covered by patents found at www.kenall.com/patents. Content of specification sheets is subject to change; please consult www.kenall.com for current product details.



The Millenium Finite™ Linear is Kenall's versatile addition to the Finite family. This dark-sky friendly, full-cutoff, wall-mounted luminaire is offered in a variety of lengths and available in both LED and fluorescent lamp sources. With its ability to withstand harsh environmental conditions, the luminaire provides a durable solution for corridors and paths of egress. A convenient joiner end cap option also makes it well-suited for indoor and outdoor continuous-row applications.



Millenium Finite™ Linear (FNL Series)

- Delivered lumen range: 1,154 – 6,874 lm
- Input power range: 14 – 72W
- 82–96 Lm/W
- 3500K, 4000K, 5000K CCT; 82 CRI
- Extruded aluminum housing with die-cast end caps
- Embedded motion sensing options available (CA Title 24-compliant)
- Configurable as full-cutoff, full-cutoff/ continuous row, uplight, uplight/continuous row
- Low temperature operation

Nominal Sizes: 6" w × 1', 2', 3', 4' & 6' lengths  
 Installation Type: Surface wall mount  
 Lamp Types: T5, T5HO, T8, LED

Additional Product Information



Die-cast end caps. Closed cell gasketing seals lens to housing.



Dimmable, energy efficient LED lamp sources can be used with controls for an enhanced return on investment.



Integral joiner end cap assembly provides continuous run wall mounting capability.



Kenall's Millenium Edge™ is a flat-lens, dark-sky friendly version of the popular Millenium™ Rounds Series, ideal for soffit, low-ceiling or canopy applications. Edge is constructed of environmental- and impact-resistant materials — a marine-grade, aluminum backplate; UV-resistant, polycarbonate lens and lens base; stainless-steel fasteners and extruded closed-cell gasketing — to ensure that it will look great for years to come, whether installed indoors or out.



**Housing Options**



Low Profile

Deep Housing

Semi-Recessed

**Millenium Edge™ (MR13FF, MR17FF Series)**

- Delivered lumen range: 1,111 – 3,206 lm
- Input power range: 13 – 29W
- 86 – 111 lm/W
- 3500K, 4000K, 5000K CCT; 80 CRI
- Marine-grade die-cast aluminum housing
- Emergency battery backup option available

Nominal Sizes: | 13" or 17"  
 Installation Type: | Surface, semi-recessed ceiling or wall mount



**Additional Product Details**



The flat lens is ideal for soffit mounted applications and interior low ceilings. The low profile saves space and clears obstructions.

Edge's trim design makes it an ideal choice for downlight replacements.



Avoid the headache of downlights that don't live up to your demanding applications. Kenall's new modular, sealed downlights are designed to stay tightly sealed and perform efficiently for years in a variety of applications, including those areas where damp and wet location listings just aren't enough.



### Additional Product Information

#### Millenium™ Sealed Flush Lens Downlight (HADL Series)

- Delivered lumen range: 628–5,305 lm
- Input Power range: 15–62W
- 42–86 Lm/W
- CCT: 3000K, 3500K, 4000K or 5000K; 80 CRI minimum
- Standard flush polycarbonate lens and tamper-resistant Torx® screws
- Galvanized steel mounting frame
- Medium, wide and wall-wash optical distributions available

Nominal Size: | 6" round aperture  
Installation Type: | Recessed ceiling mount



One-piece 60° beveled-edge trim ring available in stainless steel.



www.kenall.com | P: 800-4-Kenall | F: 262-891-9701 | 10200 55th Street Kenosha, Wisconsin 53144

This product complies with the Buy American Act: manufactured in the United States with more than 50% of the component cost of US origin. It may be covered by patents found at [www.kenall.com/patents](http://www.kenall.com/patents). Content of specification sheets is subject to change; please consult [www.kenall.com](http://www.kenall.com) for current product details.

The Millenium FreeScale™ sconce delivers when it comes to durability and scalability. Every component is selected for its ability to withstand physical and environmental abuse. Available in a variety of sizes, adaptable mounting configurations, and impressive design options, the FreeScale family is so versatile it can be used throughout a project — indoors and out — providing a level of design consistency rarely found in an architectural luminaire.



**Customizable Options**



Lensing and bars available in half-round or triangular style.




A variety of material and fabrication options are available to meet specific design criteria.

**Millenium FreeScale Sconce™ (FS Series)**

- Delivered lumen range: 967 – 7,779 lm
- Input power range: 14 – 98W
- 48 –79 lm/W
- CCT: 3500K, 4000K or 5000K; 82 CRI
- Round or triangle 100% DR acrylic lens options with multiple lens frame styles
- Marine-grade aluminum baseplate

Nominal Size: 5", 8" or 12" widths; 12", 18", 24" and 48" lengths  
 Installation Types: Wall mount  
 Lamp Types: T5, T5HO, T8, T8HO, LED


**Finishes**



www.kenall.com | P: 800-4-Kenall | F: 262-891-9701 | 10200 55th Street Kenosha, Wisconsin 53144

This product complies with the Buy American Act: manufactured in the United States with more than 50% of the component cost of US origin. It may be covered by patents found at www.kenall.com/patents. Content of specification sheets is subject to change; please consult www.kenall.com for current product details.

Product Universe




Bar detail shown above is configurable.

Bar Width

A variety of decorative cross bar configurations are available. Bar widths are scaled to 1", 1-1/2" and 2" widths, according to fixture length, to ensure stability and strength while enhancing architectural appeal.



By day, FreeScale blends with the architecture of the building.



At night, the luminaire accents building columns and contours.



The smooth, gentle lines of the Millenium Auracyl™ sconce complement any building style and the rugged construction will stand up to your most challenging applications. The Auracyl sconce can be used in any exterior entryway, portico, column or building facade for design consistency throughout the facility. Although designed for outdoor use, it is also suitable for indoor use where sophisticated architectural details are desired.




**Millenium Auracyl™ (MLAS Series)**

- Delivered lumen range: 698 – 2,749 lm
- Input power range: 14 – 49W
- 50 – 57 lm/W
- CCT: 3000K, 3500K, 4000K or 5000K; 82 CRI
- Standard antimicrobial finish for cleanability
- Sealed backlight creates a pleasing visual accent and NSF2 listing

Nominal Size: 8"×13", 8"×26", 8"×38" and 8"×50"  
 Installation Types: Surface wall mount  
 Lamp Types: T5, T5HO, T8, LED

**Frame Type**



Pane Pillar Capital Slot Prairie



Rank Lattice Squares Bricks Orbs



The Kenall Millenium Metrex™ exit and emergency series includes best-in-class, architectural high-abuse products that combine state-of-the-art LED technology, advanced optical performance and Kenall's trusted durability in a visually pleasing package. Metrex LEDs are driven below capacity to provide long life and feature a bright, evenly-illuminated face that is visible, without being obtrusive. The NiCad battery backup option features deep cycle conditioning at initial startup to maximize battery life. Also suitable for exteriors, such as parking garages, and outdoor paths of egress.



Additional Product Information



Millenium Metrex™ (MET Series)

- All high-impact polycarbonate construction
- LEDs driven at 60% (green) and 25% (red) rated capacity for long life
- Standard battery conditioning, self testing, and self diagnostics with battery backup
- Battery backup testing initiated by laser pointer
- Cold weather reliability down to -49°F
- Hot weather reliability up to 113°F

**METSS Satellite Exit**  
Remote-powered, the METSS Satellite is ideal where code requires floor proximity exit signage. Can also be wall mounted above doors.

**METEL Self-Contained Emergency Luminaires**  
Wall mount emergency light with LEDs and MR16-based emergency lighting.

**METEC Exit/Emergency Combo**  
Merges the finest high abuse luminaire design, state-of-the-art technology and MR16-based emergency lighting to meet life safety code requirements.

Installation Types: | Surface wall or ceiling mount  
Lamp Types: | LED



See entire family of emergency and exit products, including Chicago area exits, at [www.kenall.com](http://www.kenall.com).



# *High Abuse Lighting using Indigo-Clean Technology*




**Project:** IM Building, Pennsylvania State University  
**Location:** State College, Pennsylvania  
**Project Manager:** M.A. Mortenson Company  
**Agent:** Repco II, Inc.

Photo features Millenium Stretch (MLHA);  
ICT option not available at time of installation



Millenium Stretch using Indigo-Clean Technology	36
SimpleSeal HASEDI using Indigo-Clean Technology	37



# Is Staph Lurking in Your Locker Room?

## Add the Power of Disinfection to your High Abuse Lighting

2 cases of MRSA confirmed at  
Naperville High School

[ABC7 Chicago.com](http://abc7chicago.com)

### Warning About MRSA Infections Spreading at Gyms

<http://abc3340.com/news/fighting-for-you/warning-about-mrsa-infections-spreading-at-gyms>

### MRSA: a silent danger lurking in NFL locker rooms

<http://pro32.ap.org/article/mrsa-silent-danger-lurking-nfl-locker-rooms>

### High school athletic departments 'wrestle' with disinfection issues

Fauquier Times-Jan 26, 2017

Kenall's high abuse luminaires with Indigo-Clean Technology utilize a safe, new, state-of-the-art technology to kill harmful bacteria in critical environments, such as locker rooms, sports training facilities, gymnasiums and more. These revolutionary new LED luminaires combine white ambient light with 405nm Indigo light, to provide on-demand disinfection.

### Kenall's high abuse luminaires using Indigo-Clean Technology

- Kill harmful bacteria, including Staph, such as MRSA, per independent lab test results
- Unlike UV disinfection devices, light is safe for occupants and requires no special technician
- Provides a cleaner, safer environment, even in areas normal cleaning doesn't reach



# On-Demand Disinfection Lighting that Fits Your Budget



**Help prevent the spread of Staph\*, such as MRSA\*\*, with these unique, cost-effective LED luminaires.**

Kenall's Millenium Stretch and SimpleSeal luminaires with Indigo-Clean technology combine white, ambient light with 405nm Indigo light, to provide on-demand environmental disinfection.

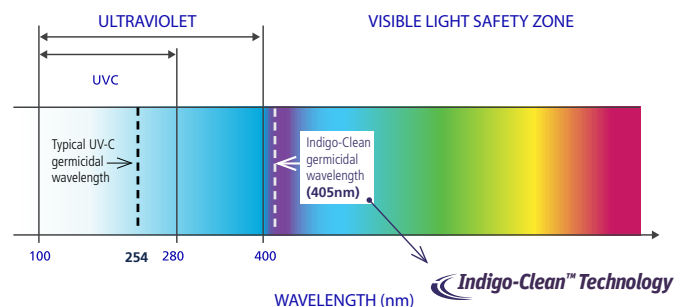
- The 405nm light targets bacteria and produces intra-cellular Reactive Oxygen Species (ROS).
- Similar to bleach, these ROS kill the bacteria and prevent it from re-populating the space.
- The 405nm emitted from Indigo-Clean Technology reflects off of walls and surfaces.

**Keep Athletes and Patrons Safe**

**Kills Staph\*, such as MRSA\*\***

Learn more about on-demand disinfection at [www.kenall.com](http://www.kenall.com)

Visible light spectrum showing the active element in Indigo-Clean™



\* Per independent lab report #SGS-09S16076094. Contact Kenall for a copy of this report.  
 \*\* Antimicrobial Activity of a Continuous Visible Light Disinfection System by Rutala, et. al, ID Week 2016.



The Millenium Stretch Series featuring Indigo-Clean Technology is a surface-mount, IP64-rated, sealed luminaire ideal for locker rooms, sports facilities, gymnasiums, restrooms and natatoriums. It provides on-demand disinfection that kills harmful bacteria, including Staph\*, such as MRSA\*\*.



\* Per independent lab report #SGS-09S16076094. Contact Kenall for a copy of this report.

\*\* Antimicrobial Activity of a Continuous Visible Light Disinfection System by Rutala, et. al, ID Week 2016.

**Millenium Stretch™ (MLHA Series)  
using Indigo-Clean Technology**

- Lumen range: 5,299 – 10,901 lm
- Input power range: 63 – 125W
- 83–95 lm/W
- CCT: 3200K, 3700K or 4300K; 82 CRI
- Provides on-demand environmental disinfection via LED light
- Single, white disinfection mode

Nominal Sizes: | 12" wide; 48" & 96" lengths  
Installation Types: | Surface, ceiling, optional corner or pendant mount

**End Caps**



Flat



Rounded



Stepped



Reveal



The HASEDI Series, a recessed, IP65-rated luminaire designed for universal installation in 1" and 1.5" grid and flange ceilings, now features Indigo-Clean Technology. This revolutionary new technology provides on-demand disinfection that kills harmful bacteria, including Staph\*, such as MRSA\*\*.



\* Per independent lab report #SGS-09S16076094. Contact Kenall for a copy of this report.

\*\* Antimicrobial Activity of a Continuous Visible Light Disinfection System by Rutala, et. al, ID Week 2016.

### High Abuse (HASEDI Series) using Indigo-Clean Technology

- Lumen range: 4,700 – 15,664 lm
- Input power range: 64 – 125W
- 73–94 lm/W
- CCT: 3200K, 3700K or 4300K; 82 CRI
- Provides on-demand environmental disinfection via LED light
- Single, white disinfection mode
- One piece sealed housing with smooth exterior doorframe and lens for simplified cleaning protocols

Nominal Sizes: | 1' x 4', 2' x 4' or 4' x 4'  
Installation Types: | Recessed ceiling mount, grid or flange



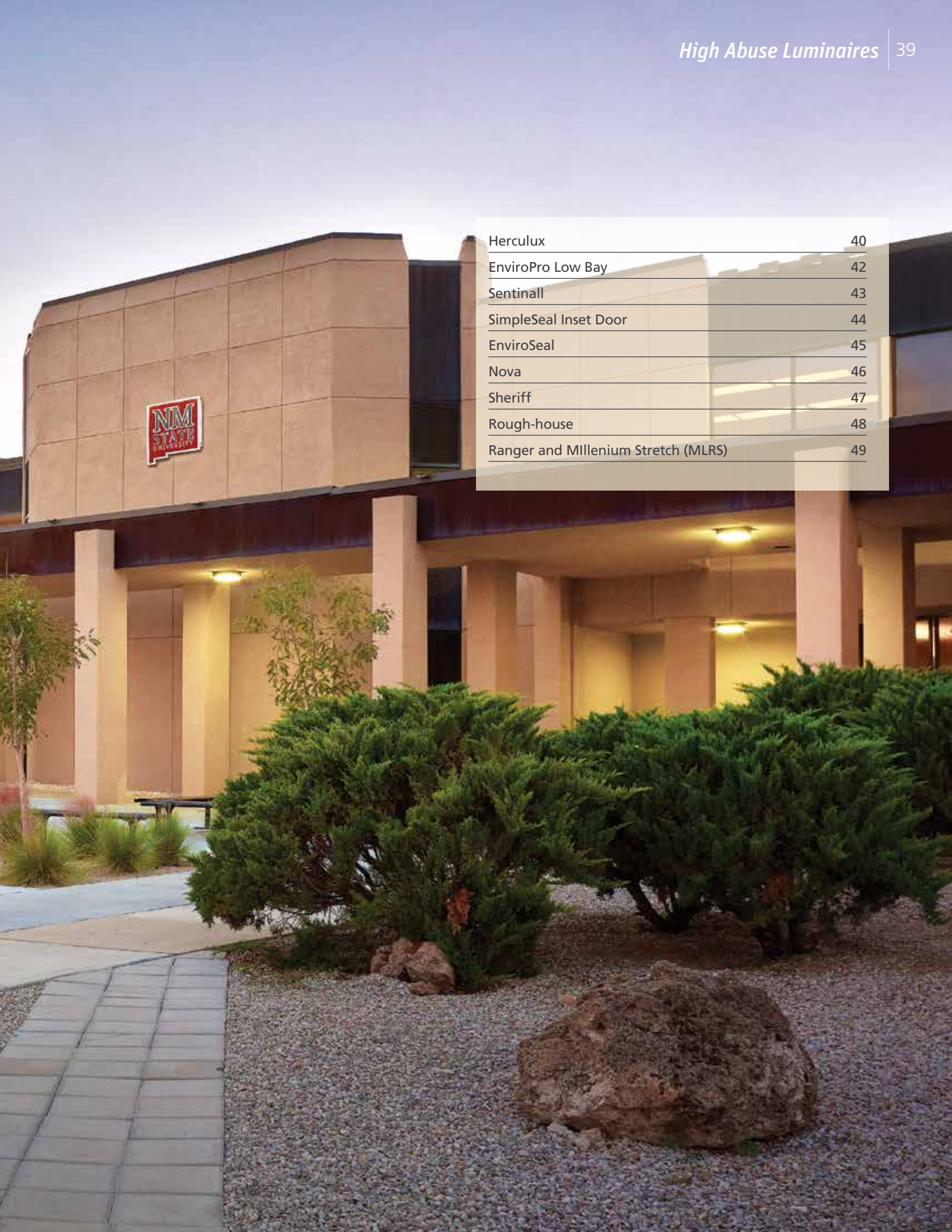
www.kenall.com | P: 800-4-Kenall | F: 262-891-9701 | 10200 55th Street Kenosha, Wisconsin 53144

This product complies with the Buy American Act: manufactured in the United States with more than 50% of the component cost of US origin. It may be covered by patents found at [www.kenall.com/patents](http://www.kenall.com/patents). Content of specification sheets is subject to change; please consult [www.kenall.com](http://www.kenall.com) for current product details.

# *High Abuse Lighting*



Project: New Mexico State University  
Location: Carlsbad, New Mexico  
Agent: Resource Lighting




Herculux	40
EnviroPro Low Bay	42
Sentinall	43
SimpleSeal Inset Door	44
EnviroSeal	45
Nova	46
Sheriff	47
Rough-house	48
Ranger and Millenium Stretch (MLRS)	49

Herculux™ is the original, heavy-duty, high-abuse lighting series. These luminaires are designed to withstand tampering and vandalism while remaining maintenance-free. The series features the latest in LED technology and embedded motion sensing to provide the perfect amount of light at the right time.



H99EL



H99FL

**Housing Options**



Low Profile



Medium Profile



Deep Profile



Eyelid



Full Face

**Herculux™ (H Series)**

- Delivered lumen range: 827 – 5,509 lm
- Input power range: 11 – 54W
- 63 – 117 lm/W
- CCT: 3500K, 4000K or 5000K; 80 CRI
- Cold-rolled steel baseplate (low profile)
- Die-cast marine-grade back box (medium/deep profile)
- Polycarbonate lens with stabilized, injection-molded diffusers
- Interchangeable visors/shields
- Embedded, motion sensing option available in H1212 (CA Title 24-compliant)
- LED emergency battery backup

Nominal Sizes: | 6"×9", 6"×12", 9"×9", 12"×12"  
 Installation Type: | Surface



POWER SYSTEMS




www.kenall.com | P: 800-4-Kenall | F: 262-891-9701 | 10200 55th Street Kenosha, Wisconsin 53144

This product complies with the Buy American Act: manufactured in the United States with more than 50% of the component cost of US origin. It may be covered by patents found at www.kenall.com/patents. Content of specification sheets is subject to change; please consult www.kenall.com for current product details.



Herculux high abuse luminaires offer versatility in mounting, and visors for light control. The dark sky-friendly visor provides full uplighting cutoff for environmentally-sensitive applications.



Product Universe



9"× 9"  
Cutoff



12"× 12"  
Cutoff

Herculux™ (H Series)

- Delivered lumen range: 1,174 - 5,066 lm
- Input power range: 20 - 54W
- 86 - 108 lm/W
- CCT: 3500K, 4000K or 5000K; 80 CRI; One-piece, die-cast aluminum housing
- Polycarbonate lens
- IESNA-designated full cutoff
- Available in low, medium or deep housing styles

Nominal Size: 9"× 9" and 12"× 12"  
Installation Types: Surface ceiling mount

Housing Options



Low



Medium



Deep



Installed in thousands of projects across the United States, the award-winning, high-efficiency LED EnviroPro EPLB has a traditional high bay appearance that houses many of Kenall's greatest technological advances. EnviroPro EPLB is a high-efficiency LED luminaire with both NSF2 and IP65 ratings: pair it with TekLink™ controls for even greater energy savings.



**Additional Product Information**

**EnviroPro™ (EPLB Series)**

- Delivered lumen range: 1,375 – 24,005 lm
- Input power range: 22 – 210W
- 48–118 lm/W
- CCT: 3000K, 3500K, 4000K or 5000K; 70 minimum CRI
- Choice of refractor or reflector: clear prismatic acrylic polycarbonate, spun aluminum, or pearlescent prismatic acrylic
- TekLink™ controls compatible (CA Title 24-compliant)
- L70 life rated up to 150,000 hrs.
- Easy replacements for 250W and 400W HID fixtures

Nominal Sizes: | 12", 16", 22" Diameter  
 Installation Types: | Ceiling mount, pendant or loop hanger



Kenall's proprietary heat sink technology employs a series of fins within the die-cast housing to dissipate heat and maximize LED life.



Choice of spun aluminum reflector, prismatic clear acrylic, polycarbonate and pearlescent acrylic.




Torsion spring for tool-less access provides quick lens removal for ease of relamping and maintenance.



www.kenall.com | P: 800-4-Kenall | F: 262-891-9701 | 10200 55th Street Kenosha, Wisconsin 53144

This product complies with the Buy American Act: manufactured in the United States with more than 50% of the component cost of US origin. It may be covered by patents found at www.kenall.com/patents. Content of specification sheets is subject to change; please consult www.kenall.com for current product details.

Sentinall™ luminaires are designed and manufactured with Kenall's most popular LED lighting features and protected by our Peace of Mind Guarantee®. They blend well with the architectural aesthetics of any building exterior.



### Housing Options

#### Sentinall™ (S Series)

- Delivered lumen range: 921 – 3,553 lm
- Input power range: 14 – 30W
- 83 – 122 lm/W
- CCT: 3500K, 4000K or 5000K; 80 CRI
- UV-stabilized, injection-molded polycarbonate lens
- Stainless steel Torx® fasteners

Nominal Size: | 5" x 11", 7" x 11" and 14" x 14"  
 Installation Types: | Surface ceiling or wall mount



Low Profile



Deep Profile



LED

PEACE OF MIND  
Guarantee®



POWER SYSTEMS



www.kenall.com | P: 800-4-Kenall | F: 262-891-9701 | 10200 55th Street Kenosha, Wisconsin 53144

This product complies with the Buy American Act: manufactured in the United States with more than 50% of the component cost of US origin. It may be covered by patents found at www.kenall.com/patents. Content of specification sheets is subject to change; please consult www.kenall.com for current product details.

The HASE Inset Door Series is designed for installations that are exposed to high abuse. The units are sealed against contaminants, insects and water, and feature an optional one-piece, stainless doorframe hinge and fasteners. They are also available with a polycarbonate lens for added durability, and are suitable for indoor or outdoor installations.



**High Abuse Inset Doors (HASE Series)**


- Delivered lumen range: 4,164 – 21,394 lm
- Input power range: 50 – 200W
- 81 – 107 lm/W
- 3500K, 4000K, 5000K CCT; 82 CRI
- One-piece inset doorframe, secured to housing with continuous piano hinge and tamper-resistant Torx® fasteners
- Diffused high-efficiency, polycarbonate lens for reduced glare

Nominal Size: 1' x 4', 2' x 2' or 2' x 4'  
 Installation Types: Surface recessed grid or flange; corner mount  
 Lamp Types: LED, T5, T8, T5HO

**Additional Product Information**



For flange application, housing features swing-out arms for quick and easy installation.



Doorframe secured to housing by piano hinge and stainless steel fasteners.



www.kenall.com | P: 800-4-Kenall | F: 262-891-9701 | 10200 55th Street Kenosha, Wisconsin 53144

This product complies with the Buy American Act: manufactured in the United States with more than 50% of the component cost of US origin. It may be covered by patents found at www.kenall.com/patents. Content of specification sheets is subject to change; please consult www.kenall.com for current product details.

EnviroSeal™ wraparound luminaires are UL/cUL IP65 optional, making them ideal for exterior use in corrosive, dirty and wet environments. The polycarbonate and high-impact acrylic lens contribute to EnviroSeal's industry-leading durability. Plus, when specified with a polycarbonate lens — and backed by our exclusive Peace of Mind Guarantee® against breakage — they are perfect for applications where luminaires are subject to repeated attempts of physical abuse or vandalism.



**EnviroSeal™ (ES Series)**

- Delivered lumen range: 2,205 – 10,325 lm
- Input power range: 25 – 98W
- 88 – 111 lm/W
- 3500K, 4000K, 5000K CCT: 82 CRI
- One-piece, seam-welded, cold-rolled or stainless steel housing
- UV-stabilized, pearlescent or clear polycarbonate
- Continuous row mount for multiple luminaires
- Embedded motion sensing options available (CA Title 24-compliant)
- Also available for hazardous locations (HES Series)

Nominal Size: 3", 5", 8" and 12" widths; 2', 3', 4', 6' and 8' lengths  
 Installation Types: Surface ceiling or wall mount; optional pendant mount  
 Lamp Types: LED, T5, T5HO, T8, T8HO

**Flexible Configurations**



EnviroSeal luminaires are available in four widths and a variety of sizes and lamp configurations, offering a selection of luminaires that are suitable for an array of applications.



Nova™ is a rugged, linear luminaire featuring heavy-gauge, cold-rolled steel baseplates and injection-molded polycarbonate diffusers. With its seamless enclosure and careful sealing, it is designed to withstand years of wear and rough service; remaining virtually maintenance-free. Choose LED and embedded motion sensors for dramatic energy savings as well.



**Additional Product Information**

**Nova™ (N Series)**

- Delivered lumen range: 1,801 – 9,555 lm
- Input power range: 25 – 90W
- 75 – 108 lm/W
- CCT: 3500K, 4000K or 5000K; 82 CRI
- Cold-rolled steel baseplate
- One-piece, injected-molded, polycarbonate wraparound lens
- Embedded motion sensing options available (CA Title 24-compliant)
- In-stock option available; ships in 24 hrs

Nominal Size: 5" or 10" widths; 24" or 48" lengths  
 Installation Types: Surface ceiling or wall mount  
 Lamp Types: T5, T5HO, T8, LED



Conduit entry tear-away



Sheriff™ is a versatile, high-abuse wraparound luminaire featuring multiple sizes and wattages. With its polycarbonate-formed lens and heavy-gauge, welded construction, it is the most durable wraparound available today.



Additional Product Information

Sheriff™ (SH Series)

- Delivered lumen range: 3,582 – 7,768 lm
- Input power range: 44 – 89W
- 79 – 90 lm/W
- CCT: 3500K, 4000K or 5000K; 82 CRI
- Cold-rolled steel baseplate
- Polycarbonate wraparound lens
- Embedded motion sensing options available (CA Title 24-compliant)



Nominal Size: 5", 8" or 12" widths; 24", 36", 48", 72" or 96" lengths  
 Installation Types: Surface ceiling, wall or pendant mount  
 Lamp Types: LED, T5, T8, T5HO



www.kenall.com | P: 800-4-Kenall | F: 262-891-9701 | 10200 55th Street Kenosha, Wisconsin 53144

This product complies with the Buy American Act: manufactured in the United States with more than 50% of the component cost of US origin. It may be covered by patents found at www.kenall.com/patents. Content of specification sheets is subject to change; please consult www.kenall.com for current product details.

These Rough Service luminaires are designed for spaces where they are subject to accidental breakage or incidental contact, but not intentional vandalism.



**Rough-house™ (RHL712 Series)**

- Delivered lumen range: 1,109 – 2,422 lm
- Input power range: 10 – 20W
- 84 – 102 lm/W
- CCT: 3500K, 4000K or 5000K; 80 CRI
- Cold-rolled steel housing
- UV-stabilized, high-impact polycarbonate lens
- Polycarbonate end caps

Nominal Size: 7" w × 13" d × 3" d  
 Installation Types: Surface wall mount

**Rough-house™ (RHL720C Series)**

- Delivered lumen range: 1,260 – 2,651 lm
- Input power range: 13 – 24W
- 99 – 114 lm/W
- CCT: 3500K, 4000K or 5000K; 80 CRI
- Cold-rolled steel housing
- UV-stabilized, high-impact polycarbonate lens
- Polycarbonate end caps

Nominal Size: 7" w × 21" d × 3" d  
 Installation Types: Surface wall mount

**Rough-house™ (RHR Series)**

- Delivered lumen range: 2,006 – 3,371 lm
- Input power range: 19 – 24W
- 103 – 119 lm/W
- CCT: 3500K, 4000K or 5000K; 80 CRI
- .050" aluminum housing
- UV-stabilized high-impact polycarbonate lens
- Low and deep profile

Nominal Size: 15" Diameter × 4" or 5.5" d  
 Installation Types: Surface ceiling or wall mount







**Rough-house™ (RHL7 Series)**

- Delivered lumen range: 2,534 – 4,920 lm
- Input power range: 25 – 45W
- 84 – 103 lm/W
- CCT: 3500K, 4000K or 5000K; 82 CRI
- Cold-rolled steel baseplate
- UV-stabilized, high-impact acrylic lens; polycarbonate lens option
- Polycarbonate end caps

Nominal Size: 7" wide; 24", 36" and 48" lengths  
 Installation Types: Surface wall mount  
 Lamp Types: LED, T5, T8



**Ranger™ (R Series)**

- Delivered lumen range: 1,750 – 7,768 lm
- Input power range: 23 – 89W
- 76 – 90 lm/W
- CCT: 3500K, 4000K or 5000K; 82 CRI
- Cold-rolled steel baseplate
- One-piece, extruded, prismatic, acrylic lens; polycarbonate lens optional
- In-Stock option available; ships in 24 hrs

Nominal Size: 5", 8" and 12" widths; 2' and 4' lengths  
 Installation Types: Surface ceiling, wall or optional pendant mount  
 Lamp Types: LED, T5, T5HO, T8



**Millenium Stretch (MLRS Series)**

- Delivered lumen range: 4,246 – 9,477 lm
- Input power range: 50 – 101W
- 84 – 103 lm/W
- 3500K, 4000K, 5000K CCT; 82 CRI
- Die-cast end caps and extruded, marine-grade aluminum housing
- UV-stabilized, high impact extruded clear or pearlescent acrylic
- Motion-sensing option available on some models (CA Title 24-compliant)
- Patented modular system; continuous row mounting for flexibility

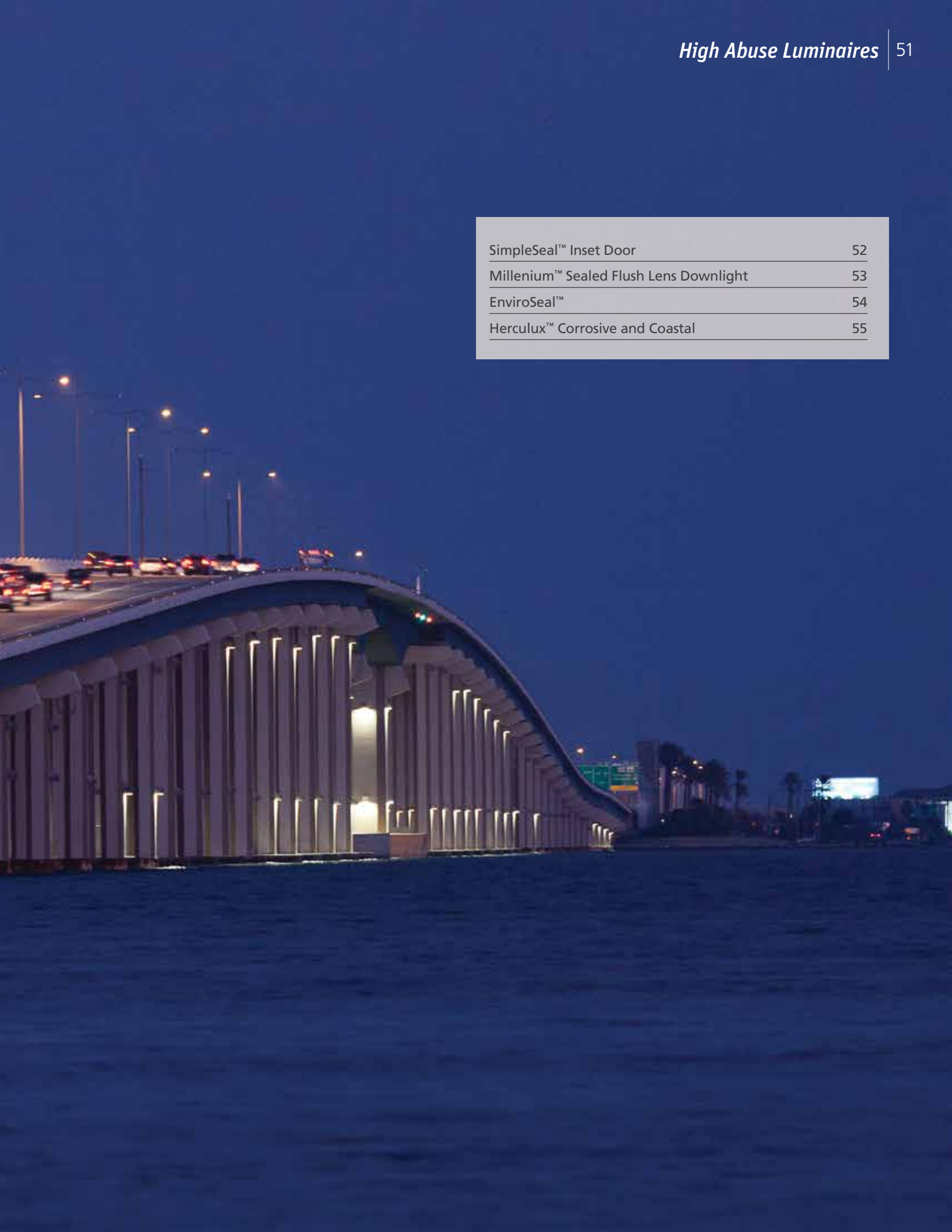
Nominal Sizes: 5", 8", 12" widths; 24", 36", 48", 72", 96" lengths  
 Installation Types: Surface ceiling, wall corner or optional pendant mount  
 Lamp Types: LED, T5, T5HO, T5HO Amalgam, T8



# ***Corrosion-Resistant High Abuse Lighting***

*Ideal for Coastal Areas*





SimpleSeal™ Inset Door	52
Millenium™ Sealed Flush Lens Downlight	53
EnviroSeal™	54
Herculux™ Corrosive and Coastal	55

The HASE Inset Door Series is designed for installations that are exposed to challenging and corrosive conditions and abuse, such as outdoor canopies and coastal areas. The units are sealed against contaminants, insects and water, and feature an optional one-piece, stainless doorframe hinge and fasteners. They are also available with a polycarbonate lens for added durability and are suitable for indoor and outdoor installations.



### High Abuse Inset Doors (HASE Series)


- Delivered lumen range: 4,164 – 21,394 lm
- Input power range: 45 – 180W
- 81 – 107 lm/W
- 3500K, 4000K, 5000K CCT; 82 CRI
- One-piece 18-gauge inset doorframe, secured to housing with continuous piano hinge and tamper-resistant Torx® fasteners
- Diffused, polycarbonate high-efficiency lens for reduced glare

Nominal Size: 1' × 4', 2' × 2' or 2' × 4'  
 Installation Types: Surface, recessed grid or flange; corner mount  
 Lamp Types: LED, T5, T8, T5HO

### Additional Product Information



For flange application, housing features swing-out arms for quick and easy installation.



Doorframe secured to housing by piano hinge and stainless steel fasteners.



www.kenall.com | P: 800-4-Kenall | F: 262-891-9701 | 10200 55th Street Kenosha, Wisconsin 53144

This product complies with the Buy American Act: manufactured in the United States with more than 50% of the component cost of US origin. It may be covered by patents found at www.kenall.com/patents. Content of specification sheets is subject to change; please consult www.kenall.com for current product details.

Kenall's Millenium™ flush lens downlights are ideal for outdoor canopies and covered walkways, where corrosion and durability are key. Featuring stainless steel trim rings and heavy-duty polycarbonate lenses, they are carefully sealed to prevent the ingress of water and contaminants into the fixture and are also easy to clean.



### Millenium™ Sealed Flush Lens Downlight (HADL Series)

- Delivered lumen range: 628–5,305 lm
- Input Power range: 15 – 62W
- 42–86 lm/W
- CCT: 3000K, 3500K, 4000K or 5000K; 80 CRI minimum
- Standard flush polycarbonate lens and tamper-resistant Torx® screws
- Galvanized steel mounting frame
- Medium, wide and wall-wash optical distributions available

Nominal size: 6" round aperture  
Installation Type: Recessed ceiling mount


### Additional Product Information



One-piece 60° beveled-edge trim ring available in stainless steel.



EnviroSeal™ wraparound luminaires are UL/cUL IP65 optional, making them ideal for exterior use in corrosive, dirty and wet environments. The polycarbonate and high-impact acrylic lens contribute to EnviroSeal's industry-leading durability. Plus, when specified with a polycarbonate lens — and backed by our exclusive Peace of Mind Guarantee® against breakage — they are perfect for applications where luminaires are subject to repeated attempts of physical abuse or vandalism.



### EnviroSeal™ (ES Series)

- Delivered lumen range: 2,205 – 10,325 lm
- Input power range: 25 – 90W
- 88 – 111 lm/W
- 3500K, 4000K, 5000K CCT: 82 CRI
- One-piece, seam-welded, cold-rolled or stainless steel housing
- UV-stabilized, pearlescent or clear polycarbonate
- Continuous row mount for multiple luminaires
- Embedded motion sensing options available (CA Title 24-compliant)
- Also available for hazardous locations (HES Series)

Nominal Size: 3", 5", 8" and 12" widths; 2', 3', 4', 6' and 8' lengths  
 Installation Types: Surface ceiling or wall mount; optional pendant mount  
 Lamp Types: LED, T5, T5HO, T8, T8HO

### Flexible Configurations



EnviroSeal luminaires are available in a variety of sizes and lamp configurations offering a selection of luminaires that are suitable for an array of applications.



LED

PEACE OF MIND  
Guarantee®



WET/DAMP

POWER SYSTEMS



www.kenall.com | P: 800-4-Kenall | F: 262-891-9701 | 10200 55th Street Kenosha, Wisconsin 53144

This product complies with the Buy American Act: manufactured in the United States with more than 50% of the component cost of US origin. It may be covered by patents found at [www.kenall.com/patents](http://www.kenall.com/patents). Content of specification sheets is subject to change; please consult [www.kenall.com](http://www.kenall.com) for current product details.

These virtually indestructible LED wall-mount luminaires feature marine-grade aluminum backplates, high-impact polycarbonate lenses, and stainless steel fasteners for superior resistance to physical abuse, theft, weathering and corrosion. The luminaires are particularly ideal for use in wet, humid and coastal areas for superior lighting performance and long life.



Herculux™ (H Series)

- Delivered lumen range: 691 – 5,509 lm
- Input power range: 8 – 50W
- 63 – 117 lm/W
- CCT: 3500K, 4000K
- One-piece, powder-coated, marine-grade aluminum backplate
- Injection-molded, UV-resistant polycarbonate diffuser
- Stainless steel, tamper-resistant Torx® fasteners

Nominal sizes: | 6" x 12", 12" x 12"  
 Installation Types: | Surface ceiling or wall

Product Universe




6" x 12"



12" x 12"



# Parking Products



Project: Virginia Commonwealth University (VCU)

Location: Richmond, VA

Project Manager: Keith Van Inwegen, VCU Design & Construction





TekDek™	58
SenScape PG	59
TopDek™, TopDek Post Top	59

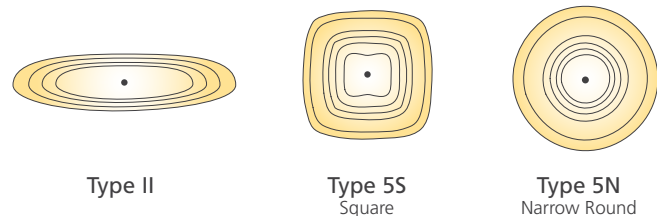
The Kenall TekDek™ TD17 Series has a range of lumen packages and is extremely adaptable, thanks to a variety of mounting types and distribution options. While they are frequently found in parking garages, due to their unique low-glare textured lens, they can also be used in other challenging applications from educational settings to correctional facilities and natatoriums, as well as cold storage and retail.



Distribution Flexibility

TekDek (TD17 Series)

- Delivered lumen range: 3,953 – 14,681 lm
- Input power range: 30 – 104W
- 69 – 157 lm/W
- CCT: 3000K, 3500K, 4000K, 5000K, 5700K; 70 Minimum CRI
- Textured tertiary lens for glare reduction and uplight feature to eliminate “cave effect”
- Patented concealed heat sink for effective thermal management
- Corrosion resistant
- Compatible with TekLink controls



Nominal Sizes: | 17" Diameter  
 Installation Types: | Direct-to-surface, quick-mount, Trunnion kit or pendant-mount



Kenall offers a comprehensive series of luminaires to address a variety of needs within your parking structure, including the new SenScape™, TopDek™ and TopDek™ Post Top. Like TekDek™, they are compatible with our award-winning TekLink™ lighting controls system. When high efficacy, low glare and reduced maintenance are valued, specify this robust series of luminaires.



**NEW**



### SenScape™ (SPG18 Series)

- Delivered lumen range: 4,000 – 10,500 lm
- Input power range: 30 – 100W
- 95 – 120 lm/W
- CCT: 3500K, 4000K, 5000K, 5700K; 80 CRI
- UV-stabilized, high-impact resistant polycarbonate housing
- Textured tertiary lens for glare reduction
- Desirable 10% uplight; eliminates the 'cave-effect'
- Embedded microwave sensor offers an industry-exclusive Peace of Mind Guarantee®
- Optical patterns designed specifically for covered parking, canopy, and low bay applications
- Compatible TekLink™ controls

Nominal Size: 18" Diameter  
 Installation Types: Direct-to-surface, quick-mount, Trunnion kit or pendant-mount

### TopDek™ Post Top (TPDPT Series)

- Delivered lumen range: 7,173 – 34,361 lm
- Input power range: 100 – 408 W
- 48 – 114 lm/W
- CCT: 4000K, 5000K, 5700K; 70 minimum CRI
- Die-cast, marine-grade aluminum housing
- Textured acrylic or polycarbonate lens for superior glare reduction
- Type II, III, IV, V-Narrow Round, and V-Wide Square distributions
- Sealed optics with IESNA full cutoff distribution; flat lens option
- Internal house-side shield reduces wind loading
- 3G tested for vibration per ANSI C136.31
- Compatible with TekLink™ controls

Nominal Size: 23" Diameter  
 Installation Types: Pole mounted (pole by others)

### TopDek™ (TPD23 Series)

- Delivered lumen range: 9,424 – 30,443 lm
- Input power range: 92 – 300 W
- 70 – 109 lm/W
- CCT: 4000K, 5000K, 5700K; 70 minimum CRI
- Die-cast, marine-grade aluminum housing
- Textured acrylic or polycarbonate flat lens for superior glare reduction
- Type II, III, IV, V-Narrow Round, and V-Wide Square distributions
- Sealed optics with IESNA full cutoff distribution
- Internal house-side shield reduces wind loading
- 3G tested for vibration per ANSI C136.31
- Compatible with TekLink™ controls

Nominal Size: 23" Diameter  
 Installation Types: Pole mounted (pole by others), wall-mount



www.kenall.com | P: 800-4-Kenall | F: 262-891-9701 | 10200 55th Street Kenosha, Wisconsin 53144

This product complies with the Buy American Act: manufactured in the United States with more than 50% of the component cost of US origin. It may be covered by patents found at www.kenall.com/patents. Content of specification sheets is subject to change; please consult www.kenall.com for current product details.

## Kenall's Best Selling Fixtures: From Our Door to Yours in 24 Hours

The most popular high abuse products — including Millenium and Herculux — can be shipped in as little as 24 hours from order placement. Visit [www.Kenall.com](http://www.Kenall.com) for details on Kenall's In-Stock program.



## 5-Day Shipping On Popular High Abuse Products

In addition to our In-Stock & Ready to Ship Program, Kenall announces 5-day shipping on the following popular high abuse products:

- Millenium: Stretch, Round and Square (MLHA, MR, MS Series)
- Herculux (H Series)
- Sheriff/Ranger (R, SH Series)

With our most popular fixtures shipping in 24-hrs to 5 days, you can count on Kenall to deliver.



Kenall's luminaires are expertly designed in our state-of-the-art, vertically integrated, static-controlled manufacturing facility in Wisconsin. This enables us to provide tight control over the entire development process from fixture design and engineering to full-fledged metal fabrication, paint, assembly and shipping. We also take great care in sourcing only the highest-quality components to assure optimal product performance.

Our products comply with the Buy American Act, which is your best assurance of quality, consistent delivery and protection for United States jobs.



## Led Lighting Facts — Department of Energy LED Quality Advocate Program For Led Luminaires

As a member of the Department of Energy's LED Quality Advocates, Kenall Manufacturing has pledged to include the Lighting Facts label in conjunction with our LED luminaires. The label reports product performance results in five areas from actual test data\* in accordance with industry standards measuring photometric performance of LEDs:

- Luminaire light output
- Efficacy (lumens per watt)
- Measured power (watts)
- Correlated Color Temperature (CCT)
- Color Rendering Index (CRI)

\* Luminaire measurements have been standardized with the issuance of the IESNA Standard LM-79-2008 test procedure.



Kenall Manufacturing is a registered Lighting Facts Product Partner. For more information about this program or for copies of our Lighting Facts Labels please contact Kenall at [info@kenall.com](mailto:info@kenall.com), or visit us on the web at [www.kenall.com](http://www.kenall.com)



**Lighting facts**  
A Program of the U.S. DOE

**Light Output (Lumens)** 7256  
**Watts** 53.95  
**Lumens per Watt (Efficacy)** 134.49

**Color Accuracy**  
Color Rendering Index (CRI) 75

**Light Color**  
Correlated Color Temperature (CCT) 4907 (Daylight)

Warm White 2700K | Bright White 3000K | Daylight 4500K | 6500K

**Warranty\*\*** Yes

All results, except LED Lumen Maintenance, are according to IESNA LM-79-2008: Approved Method for the Electrical and Photometric Testing of Solid-State Lighting. The U.S. Department of Energy (DOE) verifies product test data and results.

**\*\* See [www.lightingfacts.com/products](http://www.lightingfacts.com/products) for details.**

## Sample Ordering Information

Example: MLHA12-48-F-LG-PP-90L40K-DCC-DV

### MLHA12

Length	Lamp Type	Ballast/Driver Type	Accessories
24 2'	<b>25L35K</b> 25 Watt 3500K LED	<b>DCC</b> Dimming Constant Current (LED)	<b>CMB</b> § Corner Mount Bracket (Must be ordered with DL Option)
36 3'	<b>25L40K</b> 25 Watt 4000K LED	<b>IS</b> Instant Start Electronic <10% THD (T8,T8HO)	<b>9500</b> Torx® Screwdriver
48 4'	<b>25L50K</b> 25 Watt 5000K LED	<b>RS</b> Rapid Start Electronic <10% THD (T8,T8HO,T5,T5HO)	<b>D-0552</b> Torx Driver Bit (Required for CMB Option)
72 Two 3' (factory connected)	<b>45L35K</b> 45 Watt 3500K LED	<b>SB</b> Specified Ballast	
96 Two 4' (factory connected)	<b>45L40K</b> 45 Watt 4000K LED		
	<b>45L50K</b> 45 Watt 5000K LED		
<b>End Caps</b>	<b>14</b> F14T5	<b>Circuit Quantity</b> †	† n/a on 2' T5/T5HO or 3' T5HO fixtures with EL, PEL, or TN options.
<b>F</b> Flat	<b>17</b> F17T8	<b>1</b> One	▲ n/a with 347V
<b>R</b> Rounded	<b>24*</b> F24T5HO	<b>2†</b> Two (Two Ballast Minimum)	● 347V available with EL and PEL options only with two T8 lamps
<b>RV</b> Reveal			▼ 2' Fixtures have minimum 350-450 lumen battery pack
		<b>Voltage</b>	■ n/a on 2' fixtures
<b>Finish</b>	<b>3' Lengths</b>	<b>120</b> 120 Volts	‡ n/a with LED Lamp Options
<b>LG</b> Light Gray	<b>21</b> F21T5	<b>277</b> 277 Volts	§ PM and CMB not available in conjunction
<b>MB</b> Matte Black	<b>25</b> F25T8	<b>347</b> 347 Volts (Consult Factory)	
<b>MW</b> Matte White	<b>39</b> F39T5HO	<b>DV</b> 120-277 Volts	
<b>CC</b> Custom Color (Consult Factory)	<b>4' Lengths</b>		
	<b>45L35K</b> 45 Watt 3500K LED	<b>Options</b>	
<b>Lens</b>	<b>45L40K</b> 45 Watt 4000K LED	<b>EL</b> *‡ 500 Minimum Lumen Battery Pack (90 Minutes; 32°F Starting Temperature)	
<b>CP</b> ‡ Clear Polycarbonate	<b>45L50K</b> 45 Watt 5000K LED	<b>PEL</b> *‡ 1100 Minimum Lumen Battery Pack (90 Minutes; 32°F Starting Temperature)	
<b>PP</b> Pearlescent Polycarbonate	<b>67L35K</b> 67 Watt 3500K LED	<b>LEL</b> LED Emergency Battery Backup (45L only, 32°F minimum operating temperature)	
	<b>67L40K</b> 67 Watt 4000K LED	<b>CDF</b> Captive Diffuser Fasteners	
	<b>67L50K</b> 67 Watt 5000K LED	<b>DL</b> Damp Location (Interior use NO gasketing)	
<b>Lamp Quantity (Cross Section)</b> ‡	<b>90L35K</b> 90 Watt 3500K LED	<b>FS</b> Single Fuse & Holder (one per circuit)	
<b>1</b> One	<b>90L40K</b> 90 Watt 4000K LED	<b>NAT</b> Natatorium Environment Option	
<b>2</b> Two	<b>90L50K</b> 90 Watt 5000K LED	<b>PH</b> Phillips Head Fasteners	
<b>3</b> Three	<b>150L35K</b> 150 Watt 3500K LED	<b>PM</b> § Pendant Mount (stems by others; damp only)	
<b>4</b> Four	<b>150L40K</b> 150 Watt 4000K LED	<b>TN</b> *‡ Twin Tube Night Light – 5/7/9 watts (120V only)	
	<b>150L50K</b> 150 Watt 5000K LED	<b>UC</b> ‡ Uplight Component (Pendant Mount only; stems by others; damp only)	
	<b>28</b> F28T5	<b>MS</b> Motion Sensor (4' LED only) (n/a with 347 Voltage Option)	
	<b>32</b> F32T8		
	<b>44</b> F48T8HO (2 lamp only)		
	<b>54</b> F54T5HO		
	<b>54A</b> F54T5HO amalgam		



### Testing, Listings, Certifications, Warranties

Fixtures designed for use in high abuse settings must satisfy a large number of demanding lighting and environmental requirements. Listings applicable to the high abuse luminaires featured in this high abuse product selector guide are shown below. Please refer to the 'Product Universe' within each section of this guide to determine product specific listings, or visit us on the web at [www.kenall.com](http://www.kenall.com).



**UL/CUL Listed**—The UL symbol signifies that Underwriter's Laboratory (UL) has determined that a manufacturer has demonstrated the ability to produce a product complying with UL's requirements with respect to specific risk, performance under specific conditions, compliance with regulatory codes and specified standards, or any other conditions as determined by UL.



**CCEA Approved**—The City of Chicago Environmental Air (CCEA) rating ensures that the luminaire is inherently airtight. Wiring and/or branch circuit terminations are sealed off and gasketed from the plenum air space. This listing ensures that the luminaire is sealed to limit air flow from the room side to the plenum.



**DesignLights Consortium** — Kenall's state-of-the-art photometric lab has passed the most stringent proficiency testing in the industry to become ISO/IEC 17025 accredited. In doing so, we have earned the prestigious credentials for both the Department of Energy's Lighting Facts® listings and DesignLight Consortium approvals. This accreditation enables us to submit multiple LED listings in multiple colors with the benefit of shortened lead times.



**ETL**—A product bearing the ETL Listed mark is determined to have met the minimum requirements of prescribed product safety standards as certified by a Nationally Recognized Testing Laboratory (NRTL). The mark also indicates that the manufacturer's production site conforms to a range of compliance measures and is subject to periodic follow-up inspections to verify continued conformance.



**IC RATED**—An IC rated fixture must, by definition, "be approved for zero clearance insulation cover by a nationally recognized OSHA testing laboratory", such as Underwriters Laboratory (UL). "IC" is short for Insulation Contact, which means that any housing that bears this rating can make direct contact with ceiling insulation.



**MIL STD 461F**—Military Standards testing measurements cover both radiated and conducted electromagnetic emissions in addition to maximum allowable amounts of emitted energy based on both frequency range and field strength. Luminaires meeting MIL STD 461F pose the lowest possible likelihood of causing EMI-related issues.



**IP64**—UL Certified IP64 per IEC 60598 ensures that the enclosure is dust-tight and protected against splashing water without any harmful effects.



**ADA Compliant**—Although ADA is not specific to lighting, it does impact fixture design by creating standards for wall sconce projection space and hanging light clearance. Section 4.4 of the ADA states that "objects projecting from walls with their leading edges between 27" and 80" above the finished floor shall protrude no more than 4" into walks, halls, corridors, passageways or aisles."



**3G**—3G testing, which is conducted according to ANSI standard C136.31-2010, simulates the dynamic vibratory stresses that transportation luminaires will experience in the field to determine whether they will be able to withstand such stresses during normal installation in their intended application.



**IP65**—UL Certified IP65 per IEC 60598 ensures that the enclosure is dust-tight and protected against jet streams of water from any direction without any harmful effects.



**UL 924**—UL 924 is UL's Standard for Safety of Emergency Lighting and Power Equipment. UL 924 listed electrical exit signs are tested and given a visibility rating of at least 100 feet, requiring them to be legible from a 100 foot viewing distance in total darkness. The battery backup is tested by UL and must provide at least 90 minutes of emergency operation. Letters must be red or green and at least 6" height with a 3/4" letter stroke.



**ICT**—Indicates white, ambient Kenall luminaires using Indigo-Clean Technology, which kills harmful bacteria, including Staph, such as MRSA.



**NSF2**—An NSF2 Listing denotes that the luminaire has been evaluated for corrosion resistance, cleanability and the ability of exposed material to withstand normal wear. This supports infection control standards as it indicates that the luminaire is easy to sanitize.



**NFPA101**—This National Fire Protection Agency (NFPA) Life Safety Code pertains to egress facilities. The code establishes minimum criteria for the design of egress facilities so as to allow prompt escape of occupants from buildings or, where desirable, into safe areas within buildings.

### Warranties

On behalf of our valued customers, Kenall promises to stand behind our luminaires. Our commitment to excellence enables us to offer a variety of product warranties, including the Kenall exclusive Peace of Mind Guarantee, 5-year LED and 10-year limited product warranty. For more detailed, product specific warranty information, please visit our website at [www.kenall.com](http://www.kenall.com).



#### Peace of Mind Guarantee

Kenall's High Abuse luminaires are designed and built to take exceptional physical punishment. When installed according to our instructions, Kenall will repair or replace any unit rendered inoperable due to physical abuse for the normal service life of the fixture.



#### LED 5-Year Warranty

Kenall offers a 5-year limited power system warranty on LED products. For complete warranty information, please visit us on the web at [www.kenall.com](http://www.kenall.com).



#### LED 10-Year Warranty

In addition to the standard product warranty, Kenall warrants LED lamps and internal power regulation components for a period of ten years, unless otherwise noted, from the date of the invoice against defects in materials and workmanship that result in a fixture lumen depreciation of 30% or greater. Lumen depreciation is compared to the published lumen output of the product on the date of manufacture per IESNA LM-79-08 reporting procedures. Normal accumulation of particulates on the optical surfaces shall not be factored into the lumen depreciation.



## Kenall Sophistication in Testing

All Kenall luminaires are designed, engineered and manufactured to meet designated performance requirements based on rigorous testing criteria. Whether testing for ingress protection, photometric performance or effective thermal management, Kenall is equipped with a state-of-the-art certified safety laboratory, providing the following testing capabilities:

- Certified for safety testing by Underwriters Laboratory and Intertek Laboratories for Incandescent, Fluorescent and HID Luminaires (UL 1598), LED Luminaires (UL 8750) Hazardous Locations (UL 844 and Class I Div II), and Emergency Lighting (UL 924).
- Ingress Protection testing (Dust and Water chambers)
- MIL-STD-461F- Conducted electromagnetic interference (EMI)
- Highly Accelerated Stress Screening (-50°C to 150°C Environmental Chamber)
- 25°C and 40°C thermal testing rooms
- ISO/IEC 17025 accredited photometric laboratory—including a Type C goniophotometer and 2-meter integrating sphere with spectroradiometer—providing credentials for the Department of Energy's Lighting Facts® listings and DesignLights Consortium® approvals.



### Integrating Sphere Testing

The integrating sphere is used to measure the total light output of a lamp. It is a high reflectance, highly diffuse spherical chamber, which has been specifically designed to provide an overview of the color properties of the luminaire.

Output of the integrating sphere includes the following measurements:

- Total luminous flux
- Spectral power distribution
- Chromaticity coordinates
- Color Rendering Index (CRI)
- Correlated Color Temperature (CCT)



### Goniophotometer Testing

According to ANSI/IESNA RP-16-05, a goniophotometer measures the directional light distribution characteristics of a luminaire. The only goniophotometer recognized and approved under IES standards is a Type C.

The goal of a Type C goniophotometer is to measure the luminous intensity of the luminaire from specific angles. Its output includes the following:

- Luminous intensity distribution
- Total luminous flux
- Zonal lumen sums
- Spatial uniformity of color
- An IES file

Once testing is complete and the IES file is received, lighting application software can be used to predict the photometric performance of a luminaire in a particular installation.



## Hosedown Ratings & Their Relation To IP Ratings

### Limitations of Wet & Hosedown Ratings – UL Standards

UL standards for “wet” type ratings only offer a wet location rating, which simulates an outdoor rain condition. UL standards for a type 4 or NEMA 4 “hosedown” rating uses a 1 inch diameter nozzle on a fire hose delivering 65 gallons of water per minute. Various conditions exist where a fixture requires a rating better than a wet location label but not NEMA 4. These conditions typically exist in washdown applications where hose directed water or cleaning agents will be directed at the fixture.

### Benefits of Ingress Protection Ratings – IEC standards

The IP water rating of “5,” described in IEC Standard 598, provides an intermediate step between the rain rating and the NEMA 4 rating. It also provides an internationally accepted standard which can be used to evaluate fixtures or any other electrical equipment, and the test can be performed by an independent third party testing agency for verification. Underwriters Laboratories in Northbrook, Illinois investigates products and tests to the IEC standard.

### Dust-tight Protection

An additional test criterion that can be applied to fixtures is the ability to exclude solid matter. The IP solid rating of “6” (IP6\_) means the fixture will be dust tight. The specified test requires that the fixture be placed in a circulating talc atmosphere for 3 hours. The particle size of the talc is a range of one to 75 microns and the fixture is placed under negative pressure in an attempt to draw the talc into the fixture. No talc should be found inside the fixture after this test.

### The Importance of Recognized Standards & Independent Testing

Other lighting manufacturers that claim a hosedown rating other than NEMA or IP are not testing to recognized standards and cannot have the tests confirmed or audited by an independent outside testing agency.

Beware of statements such as “Tested to 75psi at 1 inch.” No reference is made to the volume of water that is leaving the nozzle and impacting the product. In fact, high nozzle pressures typically have low water volumes because the nozzle is restricting the flow of water causing the pressure in the hose to increase, minimizing the amount of water leaving the nozzle.

Regardless of the hose pressure, any water volume less than 3.3 gal/minute is less severe than the IP\_5 test. The most relevant characteristics are the diameter of the nozzle and the flow rate of the water. The following chart shows the test characteristics for various Standards.

### What are IEC Standards?

IEC Standards are international standards that many European countries adopt as their national standard. North America has traditionally adopted UL standards as the source for standards. U.S. product manufacturers designed their products to IEC standards initially for sale overseas but are finding them increasingly useful here in North America.

Rating	Standard	Nozzle Dia	Flow Rate	Distance	Duration
IP_5	IEC 598	0.2 inches	3.3 gal/min	8-10 ft	15 min
NEMA4	NEMA 250	1.0 inches	65 gal/min	10-12 ft	5 min
Marine	UL 595	1.0 inches	115 gal/min	10 ft	5 min

Numeral	Description	Excluded from Enclosure
IP65	6 = Dust tight	No ingress of dust
IP64	4 = Protected against splashing water	Water splashed against the enclosure from any direction shall have no harmful effect.

Numeral	Description	Excluded from Enclosure
IP65	6 = Dust tight	No ingress of dust
IP65	5 = Protected against water jets	Water protected by a nozzle against the enclosure from any direction shall have no harmful effects.





## Product Index, Alphabetical by Section

### Architectural High Abuse

PRODUCT	SERIES	PAGE
Millenium Auracyl	MLAS	30
Millenium Edge	MRxxFF	26
Millenium Dowlights	HADL	27
Millenium Finite	FN/FNL	24
Millenium FreeScale	FS	28-29
Millenium Metrex	MET	31
Millenium OS	MOS	23
Millenium Rounds & Ovals	MR/MO	16-17
Millenium Squares	MS	18-19
Millenium Stretch	MLHA	20-22
Millenium Stretch using Indigo-Clean Technology	MLHA	36
SimpleSeal HASEDI Series using Indigo-Clean Technology	HASEDI	37

### High Abuse Lighting

PRODUCT	SERIES	PAGE
EnviroPro	EPLB	42
EnviroSeal	ES	45
Herculux	H	40
Millenium Stretch RS	MLRS	49
Nova	N	46
Ranger	R	49
Rough-house	RHL7	48
Sentinall	S	43
Sheriff	SH	47
SimpleSeal Inset Door	HASE	44

### Coastal & Corrosion-Resistant High Abuse Lighting

PRODUCT	SERIES	PAGE
EnviroSeal	ES	54
Herculux Corrosive & Coastal	H	55
Millenium Sealed Flush Lens Downlight	HADL	53
SimpleSeal Inset Door	HASE	52

### Parking Lighting

PRODUCT	SERIES	PAGE
SenScape	SPG18	59
TekDek	TD17	58
TopDek	TPD23	59
TopDek Post Top	TPDPT	59



## Kenall Market Segments

Kenall offers luminaires designed according to industry best practices and certified performance standards in each market segment we serve. From high abuse fixtures with an exclusive 'Peace of Mind' Guarantee® against breakage and healthcare fixtures sealed for infection control, to sealed enclosure fixtures that comply with stringent military standards for RFI/EMI and food processing fixtures that carry mission critical NSF, NEMA and IP ratings, our fixtures are designed with your specific needs in mind.



**Guaranteed against breakage for the life of the installation.**

### Main Applications

- Schools & Universities
- Public environments
- Military
- Restrooms & Stairwells



**Engineered to the specialized demands of healthcare environments with an attention to cleanability and infection control.**

### Main Applications

- Patient rooms
- Surgical suites
- MRI
- Labs



**One piece, seam welded enclosures for containment, controlled and sealed spaces.**

### Main Applications

- Pharmaceutical & Research labs
- Cleanrooms
- Corrosive environments
- Hazardous locations



**Sealed, NSF listed, high-efficiency lighting for food processing and preparation.**

### Main Applications

- Food processing & preparation
- Freezers
- Hosedown environments
- Hazardous locations



## Kenall Market Segments

Whether you're lighting a healthcare facility and need fixtures that support effective infection control and cleanability, or a tunnel, transit platform or parking facility that calls for features like corrosion-, shock- and vibration-resistance, Kenall can help at every turn. For everything from dependable task lighting that requires environmental integrity and versatility, to emergency exit lighting that meets life safety codes, you can depend on Kenall.

### Correctional

**COR**

Leader in heavy gauge, welded enclosures to deter even the most determined attempts to destroy, enter or vandalize.

#### Main Applications

- Cells
- Common areas
- Behavioral health
- Dayrooms



### Transportation

**TR**

Meeting the specialized demands of transportation related structures for high performance, corrosion resistance and serviceability.

#### Main Applications

- Tunnel & Underpass
- Platform & Depot
- Parking decks & Surface lots
- Bridges



### Task Lighting

**TL**

High-efficiency LED, modular undercabinet lighting for professional spaces.

#### Main Applications

- Nurses stations
- Labs/MRI suites
- Military/Government
- University dorms & Administration areas



### Emergency

**EE**

High abuse, extreme environment LED exit and emergency egress lighting.

#### Main Applications

- Schools & Universities
- Recreational
- Sealed & Correctional environments
- Outdoor/cold weather/extreme conditions





10200 55th Street  
Kenosha, WI 53144  
Tel: 262-891-9700  
[www.kenall.com](http://www.kenall.com)

©2017 Kenall Mfg. Co.  
All rights reserved.  
L10022-052517