


SIMPLESEAL™

CSETO SERIES – RED & WHITE LED – TOP ACCESS

PRODUCT FEATURES:

- » Narrow-spectrum 630nm red LED circuit provides only high-purity light for spectrally-sensitive applications
- » Recessed ceiling mount; grid or flange - 1'x4' & 2'x4' sizes
- » Provides service from above to all electronics without entering the cleanroom
- » Durable construction resists damage from unintended foot traffic
- » 600lb load tested to reduce the hazard of foot traffic
- » One piece overlapping door provides easy cleaning and air-tight integrity of luminaire



PROJECT INFORMATION

Job Name _____

Fixture Type _____

Catalog Number _____

Approved by _____

SPECIFICATIONS

HOUSING: 20-gauge CRS or stainless steel. Hole-free, die formed and welded construction. 18-gauge housing flange with mitered and welded corners. White TGIC polyester powder coat finish – 5-step pre-treatment. Salt spray test: 1,000 hours; Reflectance: 92%.

DOORFRAME: 20-gauge type 304 stainless steel (#4 finish-post fabrication). One-piece 60° beveled perimeter construction. Continuous angle lens retention system. Mechanical guide for doorframe fastener alignment. Doorframe secured to housing with stainless steel aircraft cables and captive flush mounted Phillips head stainless steel fasteners (8) for 2x2, (12) for 2x4. Thumb screws used for FN option.

OPTICS: Symmetric optic includes diffused, impact-resistant acrylic lens. FN option includes FDA approved Food Zone clear polycarbonate lens outer lens; diffused acrylic inner lens.

DOORFRAME GASKET: One-piece closed cell extruded Nitrile gasket seals Doorframe to housing and ceiling structure.

TOP ACCESS PANEL: 20-gauge CRS panel is cable hinged to housing for room-side removal. Panel is sealed with a closed cell gasket to housing inner surface. Protected from accidental foot traffic to 600lbs static load without damage when properly installed.

ELECTRICAL: Replaceable white mid-power LED array. Available 3500K, 4000K and 5000K color temperatures with maximum 3-step MacAdam variation allowance. Minimum 82 CRI, R9>0. 630nm red mid-power LED array (16nm FWHM bandwidth). 120/277VAC or 347VAC, 50/60Hz electrical input with replaceable high power factor electronic, constant-current driver (<10% THD, >0.90 PF). Minimum 85% driver efficiency. Standard 0-10V dimming with 1-100% range with dim-to-dark capabilities on white and red circuit (non dim-to-dark with 347V; 495 µA maximum source current per circuit). Optional 0-10V dimming with 0.1-100% range and dim-to-dark capabilities via eldoLED SOLOdrive series driver (n/a 347V input; ≤0.5V required from dimming control for dim-to-dark operation; 600µA max. source current). White circuit and red circuit can be independently powered and dimmed.

INSTALLATION: Non-IC recessed ceiling mounting into walkable grid or walkable ceiling systems. Walkable ceiling (flange) installation suitable for ceilings up to 4" in thickness. Secured to ceiling with continuous perimeter compression to ceiling panel. Grid installation suitable for 1" and 1.5" T-bar ceilings. Supplemental support required. Housing is universal in construction between grid and flange-style mounting types.

PHOTOMETRICS: Photometry tested to the IESNA LM-79-08 standard. For additional photometric data, please go to www.kenall.com.

WARRANTY: Limited five (5) year warranty.

LISTINGS: Luminaire is certified to UL standards by Intertek Testing Laboratories for Wet Location. Certified IP6x from above ceiling (Dust Tight). Certified IP65 from below per IEC 60598. NSF2 Splash/Non-Food Zone. CCEA Approved. Suitable for FED-STD-209E/Class 1 (ISO 3), Biosafety Labs Rated BSL 3 and 4, as well as EU GMP Grade A Cleanrooms. Optional NSF2 Food Zone/ Non-Contact.



ORDERING INFORMATION (Ex: CSETO-24-23R/90L-40K8-DIM1-DV-2F-2H-SYM)

Model	Size	Lamp Power	Lamp Color	Driver	Voltage	Doorframe	Housing	Optics	Options
CSETO							2H	SYM	
Size		Lamp Power			Voltage		Housing Options		
14	1'x4'	1'x4'			DV	120-277VAC, 50/60Hz	2H	20-Ga CRS	
24	2'x4'	23R/45L	23 Watt Red/45 Watt White LED		120	120VAC			
		23R	23 Watt Red LED		277	277VAC		Optics	
					347	347VAC		SYM	Symmetric, Diffused DR Acrylic
		2'x4'			Doorframe Options			Options	
		23R/67L	23 Watt Red/67 Watt White LED		5F	20-Ga Type 304 SS (STD)		LEL	10W Self-Testing Emergency Battery Backup (120V and 277V specified voltages only)
		23R/90L	23 Watt Red/90 Watt White LED		2F	20-Ga CRS		AMF▲	Antimicrobial Finish
		23R/135L	23 Watt Red/135 Watt White LED					FN**	Food Zone/Non-Contact
		46R	46 Watt Red LED					FS	Fuse & Holder
		Lamp Color‡						2C	Two Circuit Wiring (n/a with 45L lamp power)
		35K8	3500K, 82 CRI						
		40K8	4000K, 82 CRI						
		50K8	5000K, 82 CRI						
		Driver Type							
		DIM1	0-10V Dimming to 1%						
		DIM01	0-10V Dimming to 0.1% (n/a with 347V)						
		DALI	DALI Dimming to 1% (n/a with 347V)						

** Lensing consists of FDA approved Food Zone clear polycarbonate outer lens and diffused acrylic inner lens
▲ Applied only to exposed painted surfaces of luminaire



www.kenall.com | P: 800-4-Kenall | F: 262-891-9701 | 10200 55th Street Kenosha, Wisconsin 53144, USA

A brand of **Legrand**

This product complies with the Buy American Act: manufactured in the United States with more than 50% of the component cost of US origin. It may be covered by patents found at www.kenall.com/patents. Content of specification sheets is subject to change; please consult www.kenall.com for current product details. ©2019 Kenall Mfg. Co.

SIMPLESEAL™

CSETO SERIES – RED & WHITE LED – TOP ACCESS

PERFORMANCE

Red/White LED

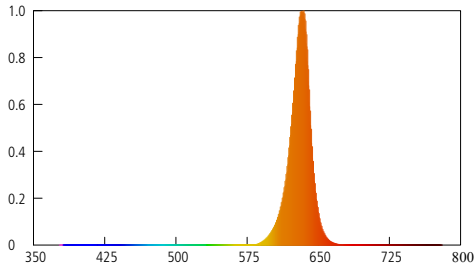
Size	Lamp Code	Initial Delivered Lumens			Initial Delivered Lumens			White/Red Estd. L ₇₀ LED Life (hrs)
		Red Lamp @ 25°C (lm)	Efficacy - Red (lm/W)	Input Power Red (W)	White Lamp @ 25°C (lm)	Efficacy - White (lm/W)	Input Power White (W)	
1' × 4'	23R/45L-35K8	1,123	40	28	5,876	118	50	36,000 / 80,000
	23R/45L-40K8	1,123	40	28	6,077	122	50	36,000 / 80,000
	23R/45L-50K8	1,123	40	28	6,493	130	50	36,000 / 80,000
2' × 4'	23R/67L-35K8	1,123	40	28	9,517	130	73	36,000 / 80,000
	23R/67L-40K8	1,123	40	28	9,842	134	73	36,000 / 80,000
	23R/67L-50K8	1,123	40	28	10,515	143	73	36,000 / 80,000
	23R/90L-35K8	1,123	40	28	12,285	123	100	36,000 / 60,000
	23R/90L-40K8	1,123	40	28	12,704	127	100	36,000 / 60,000
	23R/90L-50K8	1,123	40	28	13,573	136	100	36,000 / 60,000
	23R/135L-35K8	1,123	40	28	18,083	121	149	36,000 / 60,000
	23R/135L-40K8	1,123	40	28	18,700	125	149	36,000 / 60,000
	23R/135L-50K8	1,123	40	28	19,979	134	149	36,000 / 60,000

Red LED

Size	Lamp Type	Initial Delivered Lumens			Estd. L ₇₀ LED Life (hrs)
		Red Lamp @ 25°C (lm)	Efficacy - Red (lm/W)	Input Power Red (W)	
1' × 4'	23R	1,123	40	28	36,000
2' × 4'	46R	2,246	40	56	36,000

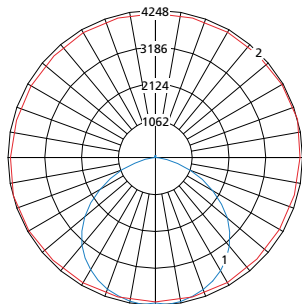
Subject to change without notice. Visit www.kenall.com for .ies files and additional information

Spectroradiometric Parameters



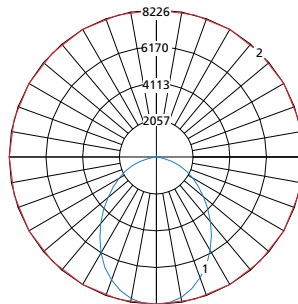
Purity: 1.0
 UV: 0.0000% (<390nm)
 Radiant Flux < 575nm: 0.000%
 Bandwidth: 16nm
 Peak Wavelength: 630nm

Model: CSETO-14-23R/45L-40K-DIM1-DV-2F-2H-SYM (White Mode)



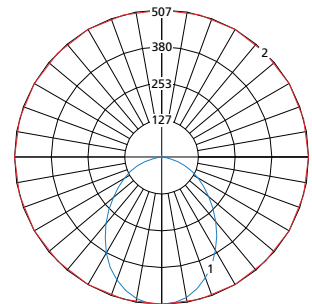
Maximum Candela = 2192 Located At Horizontal Angle = 15, Vertical Angle = 5
 — 1 - Vertical Plane Through Horizontal Angles (15-195) (Through Max. Cd.)
 — 2 - Horizontal Cone Through Vertical Angle (5) (Through Max. Cd.)

Model: CSETO-24-23R/135L-40K-DIM1-DV-2F-2H-SYM (White Mode)



Maximum Candela = 8226 Located At Horizontal Angle = 0, Vertical Angle = 0
 — 1 - Vertical Plane Through Horizontal Angles (0-180) (Through Max. Cd.)
 — 2 - Horizontal Cone Through Vertical Angle (0) (Through Max. Cd.)

Model: CSETO-24-23R/135L-40K-DIM1-DV-2F-2H-SYM (Red Mode)*



Maximum Candela = 507 Located At Horizontal Angle = 0, Vertical Angle = 0
 — 1 - Vertical Plane Through Horizontal Angles (0-180) (Through Max. Cd.)
 — 2 - Horizontal Cone Through Vertical Angle (0) (Through Max. Cd.)

*Luminous intensity of "red" mode is equal across all product sizes



www.kenall.com | P: 800-4-Kenall | F: 262-891-9701 | 10200 55th Street Kenosha, Wisconsin 53144, USA

A brand of **legrand**

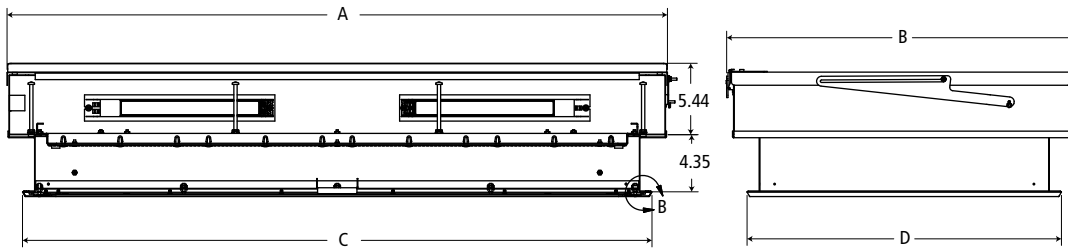
This product complies with the Buy American Act: manufactured in the United States with more than 50% of the component cost of US origin. It may be covered by patents found at www.kenall.com/patents. Content of specification sheets is subject to change; please consult www.kenall.com for current product details. ©2019 Kenall Mfg. Co.

SIMPLESEAL™

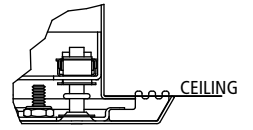
CSETO SERIES – RED & WHITE LED – TOP ACCESS

DIMENSIONAL DATA

CROSS SECTION



GASKET PROFILE



DIMENSIONAL DATA (IN INCHES)					
	A	B	C	D	CEILING CUTOUT
1x4	50.30	14.70	47.90	11.90	10.25 × 22.25
2x4	50.30	26.70	47.90	23.90	46.25 × 22.25



www.kenall.com | P: 800-4-Kenall | F: 262-891-9701 | 10200 55th Street Kenosha, Wisconsin 53144, USA

This product complies with the Buy American Act: manufactured in the United States with more than 50% of the component cost of US origin. It may be covered by patents found at www.kenall.com/patents. Content of specification sheets is subject to change; please consult www.kenall.com for current product details. ©2019 Kenall Mfg. Co.

A brand of **legrand**