

MEDMASTER™

MAEC SERIES - TUNABLE WHITE LED

PRODUCT FEATURES:

- » Recessed ceiling mount – 8" x 48"
- » High-output high-CRI LED lamp services with 2700K-6500K white tuning capability (Ambient)
- » Indirect Ambient and Direct Exam functions
- » Ingress Barrier door provides consistent surface for ease of cleanability
- » Fixture must be specified and ordered in pairs



PROJECT INFORMATION

Job Name _____

Fixture Type _____

Catalog Number _____

Approved by _____

SPECIFICATIONS

HOUSING: 20-gauge CRS; one-piece seam welded construction. 18-gauge housing flange with mitered and welded corners. White TGIC polyester powder coat – 5-stage pre-treatment. Salt spray test: 1,000 hours; Reflectance: 92%.

DOORFRAME: Heavy duty extruded marine grade aluminum with clear satin anodized finish. Doorframe supported to housing with aircraft cables (IB-AC) to provide NSF2 listing, or an optional continuous hinged doorframe (IB-HD). Select in ordering options below. Phillips-head stainless steel fasteners secure door to housing- six (6) with IB-AC and two (2) with IBHD. Closed cell silicone gasket seals the doorframe to housing. Lens sealed to extruded aluminum frame using a vinyl gasket.

OPTIC: Clear impact-resistant acrylic outer lens with inner high-efficiency diffuser. Exam function: direct 15(degree) asymmetric linear overlay optic. Ambient function: Indirect high-efficiency TGIC painted white reflector.

LED MODULE: **AMBIENT:** Serviceable tunable-white, mid-power LED array provides 2700K through 6500K CCT range with a two-point path. 3-step MacAdam variation allowance on each CCT. Minimum 82 CRI standard (R9 >20) with optional minimum 92 CRI (R9 >50). **EXAM:** Serviceable mid-power LED array. See Ordering Information for CCT options. 3-step MacAdam variation allowance. 82 CRI minimum.

DRIVER: 120-277VAC, 50/60Hz electrical input (PF ≥ 0.9, THD < 20%). Minimum 85% electrical efficiency. **AMBIENT:** Serviceable, constant-current multi-channel programmable driver with dual analog (0-10V) control inputs for intensity and CCT. Optional DALI (Type 8) driver. Logarithmic intensity profile with 0.1-100% range, with dim-to-dark capabilities. Linear profile on CCT adjustment. Refer to charts on page 2 for further details. **EXAM:** Serviceable constant-current programmable driver. Dimming protocol matches tunable white circuit selection: 0-10V dimming with 1-100% range and dim-to-dark capabilities or DALI (Type 8) with 1-100% range and dim-to-dark capability. Optional low-voltage control has a master-satellite arrangement for paired installations and provides low-voltage patient interface of ambient and exam modes. LVCD/LVCD5 provides intensity level control of those modes. Fixture must be specified and ordered in pairs.

INSTALLATION: **GRID MOUNT:** Designed for 1" grid. Includes integral brackets for securing hanger wire. **FLANGE MOUNT:** Supplied with Drywall Frame Kit. Marked-spacing installation clearances: minimum 48" on-center spacing between luminaires, 24" from luminaire center to a wall, and 2" clearance above the luminaire.

WARRANTY: Limited five (5) year LED warranty.

LISTINGS: Luminaire is certified to UL Standards by Intertek Testing Laboratory for Wet Locations and Non-IC Marked-Spacing installation. UL certified IP65 per IEC 60598. NSF2 Splash/Non-Food Zone (IB-AC only).



ORDERING INFORMATION

(LEFT Ex: MAEC-48-G-38T/40L-27/65K8-40K8-ATW-277-1B-HD-LVCD/M-FS)
 (RIGHT Ex: MAEC-48-G-38T/40L-27/65K8-40K8-ATW-277-1B-HD-LVCD/S-FS)

Model	Length	Mounting	Lamp Power	Ambient Color	Exam Color	Driver	Voltage	Doorframe Option	Low-Voltage Controller	LVC Master / Satellite	Options
Left MAEC	48		38T/40L					IB-		/	
Right MAEC	48		38T/40L					IB-		/	

Nominal Length
48 48"

Mounting Style
G Grid (1")
F Flange (with Drywall Frame Kit)

Lamp Power (Ambient/Exam)
38T/40L 38W Tunable/40W Fixed White

Ambient Lamp Color

27/65K8 2700-6500K CCT Range (82 CRI min)
27/65K9 2700-6500K CCT Range (92 CRI min)

Exam Lamp Color

30K8 3000K LED (82 CRI)
35K8 3500K LED (82 CRI)
40K8 4000K LED (82 CRI)
50K8 5000K LED (82 CRI)

Driver Type

ATW Analog (0-10V) Dimming Tunable White Driver
DTW DALI Tunable White Driver
DMX DMX Tunable White Driver (Consult Factory)

Input Voltage

120 120 Volts
277 277 Volts

Doorframe Option

AC Ingress Barrier with Aircraft Cables
HD Ingress Barrier with Continuous Piano Hinge
 (n/a with NSF2 listing)

Low-Voltage Controller (Optional)

LVC^ Low Voltage Controller (click [here](#) for specifications)
LVCS^ Low Voltage Controller with Secondary Conduit Entry (Master Only; click [here](#) for specifications)
LVCD^ Low Voltage Controller with Dimming (click [here](#) for specifications)
LVCD5^ Low Voltage Controller with Dimming and Secondary Conduit Entry (Master Only; click [here](#) for specifications)

LVC Master/Satellite for Paired Installations^

M Paired 'Master-Control' Luminaire
S Paired 'Satellite-Control' Luminaire

Options

AMF Antimicrobial Finish on exposed surfaces
FS Fuse & Holder

▲ Low Voltage Controller compatible with bed controls; CCT on Ambient controlled separately; not compatible with DTW option. **LVC** wired to provide ON/OFF control to Ambient and Exam function. **LVCD** wired to provide ON/OFF and dimming control to Ambient and Exam function
 ^N/A for products not configured with an LVC option. Paired installations shall be ordered with equal quantities of Type 'M' and 'S' units. AC power feed required to both. Lamp control originates from LVC located in the Master unit. CCT signal wiring must be fed to both luminaires (LVC not used for CCT control). Control wiring method between luminaires supplied by others.

ACCESSORIES ORDERED SEPARATELY

MPWS Low Voltage Wall Switch (Click [here](#) for Specifications)



www.kenall.com | P: 800-4-Kenall | F: 262-891-9701 | 10200 55th Street Kenosha, Wisconsin 53144, USA

This product complies with the Buy American Act: manufactured in the United States with more than 50% of the component cost of US origin. It may be covered by patents found at www.kenall.com/patents. Content of specification sheets is subject to change; please consult www.kenall.com for current product details. ©2022 Kenall Mfg. Co.

A brand of **legrand**

MEDMASTER™

MAEC SERIES - TUNABLE WHITE LED

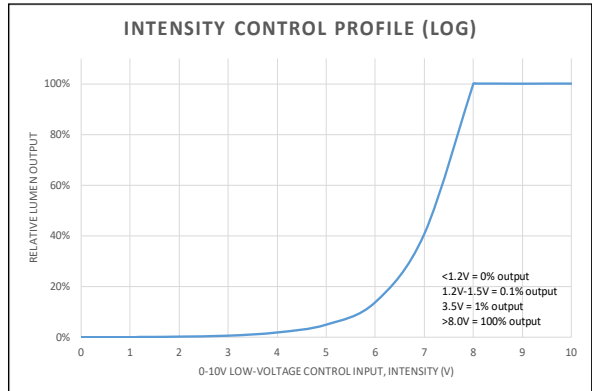
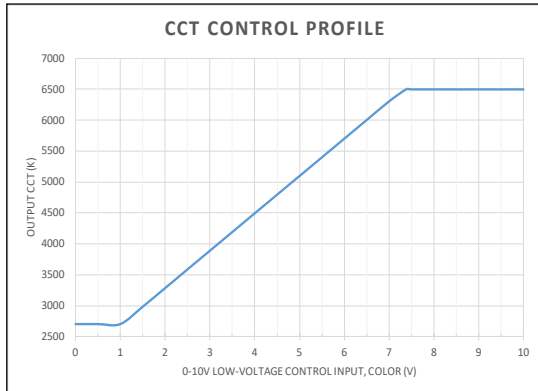
PERFORMANCE		Delivered Performance*			
Function	Lamp Type	Lumen Output (lm)	Efficacy (lm/W)	Input Power (W)	Estd. L70 LED Life (Hrs)
Ambient	38T-27/65K8	2,312	58	40	80,000
	38T-27/65K9	1,864	47	40	80,000
Exam	40L-30K8	3,536	77	46	80,000
	40L-35K8	3,596	78	46	80,000
	40L-40K8	3,715	81	46	80,000
	40L-50K8	3,826	83	46	80,000

*Tunable white Ambient function performance provided at 4000K. Information subject to change without notice. Visit www.kenall.com for ies files additional information.

PERFORMANCE SCALING, BY LAMP COLOR

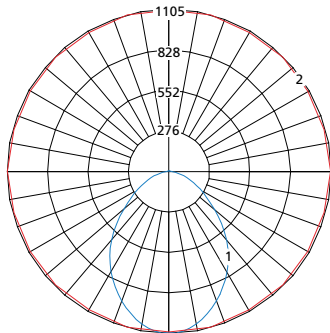
CCT (K)	27/65K8					27/65K9				
	LUMEN SCALE FACTOR	Ra	R9	Rf	Rg	LUMEN SCALE FACTOR	Ra	R9	Rf	Rg
2700	0.92	83	10	83	97	0.95	92	57	89	98
3000	0.95	84	15	83	98	0.97	94	70	91	99
3500	0.99	86	23	84	98	0.99	95	77	92	99
4000	1.00	86	26	84	98	1.00	96	83	92	99
4600	1.00	86	28	84	98	1.00	96	90	92	100
5000	1.01	86	25	83	98	1.01	96	96	91	101
5700	0.99	85	23	82	98	0.99	96	96	91	100
6500	0.99	84	16	82	96	0.99	96	96	90	100

CCT AND INTENSITY ADJUSTMENT PROFILE - ATW DRIVER TYPE



NOTE: The provided information is the typical expected performance of a single luminaire. Additional luminaires on the same 0-10V line may result in different control profiles. Fine tuning of system performance should be completed after installation is complete. To avoid CCT shift between luminaires, care should be taken to minimize voltage drop on the CCT Control line. It is recommended to limit the load on the CCT control circuit to twenty (20) 38T or luminaires or less.

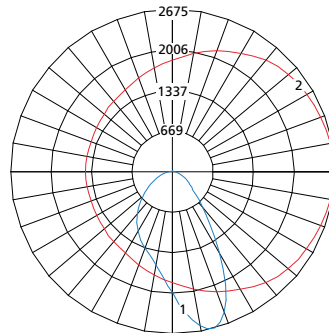
Model: MAEC-48-G-38T/40L-27/65K8-40K8-ATW-xxx-IB-AC (Ambient)



Maximum Candela = 1105 Located At Horizontal Angle = 0, Vertical Angle = 2.5

- 1 - Vertical Plane Through Horizontal Angles (0-180) (Through Max. Cd.)
- 2 - Horizontal Cone Through Vertical Angle (2.5) (Through Max. Cd.)

Model: MAEC-48-G-38T/40L-27/65K8-40K8-ATW-xxx-IB-AC (Exam)



Maximum Candela = 2675 Located At Horizontal Angle = 0, Vertical Angle = 15

- 1 - Vertical Plane Through Horizontal Angles (0-180) (Through Max. Cd.)
- 2 - Horizontal Cone Through Vertical Angle (15) (Through Max. Cd.)



www.kenall.com | P: 800-4-Kenall | F: 262-891-9701 | 10200 55th Street Kenosha, Wisconsin 53144, USA

This product complies with the Buy American Act: manufactured in the United States with more than 50% of the component cost of US origin. It may be covered by patents found at www.kenall.com/patents. Content of specification sheets is subject to change; please consult www.kenall.com for current product details. ©2022 Kenall Mfg. Co.

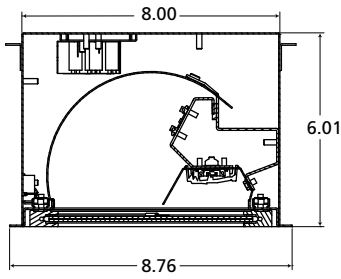
A brand of **legrand**

MEDMASTER™

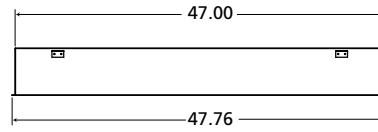
MAEC SERIES - TUNABLE WHITE LED

DIMENSIONAL DATA

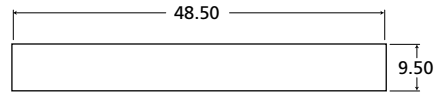
CROSS SECTION



SIDE VIEW



FLANGE MOUNT
CEILING CUTOUT



NOTE: All Satellite units supplied with one (1) 0.875" hole on back of housing. When ordered with the MLVCD configuration, the Master unit is provided with two (2) 0.875" holes. MLVCDS configurations have Master units provided with three (3) 0.875" holes.



www.kenall.com | P: 800-4-Kenall | F: 262-891-9701 | 10200 55th Street Kenosha, Wisconsin 53144, USA

This product complies with the Buy American Act: manufactured in the United States with more than 50% of the component cost of US origin. It may be covered by patents found at www.kenall.com/patents. Content of specification sheets is subject to change; please consult www.kenall.com for current product details. ©2022 Kenall Mfg. Co.

A brand of  **legrand**

MAEC-TW-042822