

# MEDMASTER® TROFFER

## Luminaire for General Healthcare Applications

### MGT SERIES using Indigo-Clean Technology

#### PROJECT INFORMATION

Job Name \_\_\_\_\_

Fixture Type \_\_\_\_\_

Catalog Number \_\_\_\_\_

Approved by \_\_\_\_\_

#### PRODUCT FEATURES:

- » Provides environmental disinfection and effective, efficient lighting performance via visible LED light
- » Dual-Mode Indigo-Clean Technology is independently tested to kill 94% of SARS CoV-2 and Influenza-A\*, in addition to MRSA
- » Single-Mode Indigo-Clean Technology is independently tested to kill harmful bacteria, such as Staph\*\*, including MRSA\*\*\*
- » Low profile 2' x 2' and 2' x 4' recessed luminaire with grid and flange mounting options



#### SPECIFICATIONS

**HOUSING:** Die-formed 24-gauge steel construction. Low-gloss white TGIC powder coat finish with five-stage pre-treatment.

**OPTIC:** Snap-in, one-piece extruded frosted DR acrylic diffuser.

**ELECTRICAL: (Single- and Dual-Mode ICT)** Serviceable mid-power white and 405nm Indigo LED array. Available 3200K, 3700K and 4300K color temperatures with 3-step MacAdam variation allowance. Minimum 82 CRI standard. 120-277VAC and 347VAC electrical input with serviceable high power factor electronic, constant-current drivers (0.90 PF). Minimum 85% driver efficiency. Standard 0-10V dimming with 1-100% range and dim-to-dark capabilities (non-dim-to-dark on Dual-Mode ICT). 165µA maximum source current. **Single-Mode ICT** provides a single, white disinfection operational mode. **Dual-Mode ICT** provides two operational modes based on room occupancy. White Disinfection Mode is a white LED array for ambient lighting plus a simultaneous low-power 405nm LED array for low-level, continuous and safe environmental disinfection. Indigo Disinfection Mode is a higher-level 405nm array for continuous safe environmental disinfection during periods of room vacancy. The operational mode is determined via internal low-voltage device based upon the input signal provided by an external control device/system, such as the IC150 product. Luminaire dimming is overridden in this operational state. Refer to the Kenall Dual-Mode ICT Control Application Guide for further description.

**INSTALLATION:** Suitable for Type-IC recessed ceiling installation into 9/16", 15/16" and slot-T lay-in grid ceilings and flanged drywall ceilings with included flange adapter kit. See Ordering Information for selection. Removable wiring access plate with (2) 7/8" Dia. knockouts. Suitable for 0°C to 25°C ambient temperature environments.

**PHOTOMETRICS:** Photometry tested to the IESNA LM-79-08 standard by an ILAC/ISO17025 accredited laboratory. For additional photometric data, please go to [www.kenall.com](http://www.kenall.com).

**WARRANTY:** Limited five (5) year warranty.

**LISTINGS:** Luminaire is certified to UL Standards by Intertek Testing Laboratory for Damp Location and IC installations. NSF2 Splash/Non-Food Zone. RoHS compliant.

\* Refer to [www.indigo-clean.com](http://www.indigo-clean.com) for details.

\*\* Per independent lab report #SGS-09S17036476. Contact Kenall for a copy of this report.

\*\*\*Antimicrobial Activity of a Continuous Visible Light Disinfection System by Rutala, et. al, ID Week 2016.



#### ORDERING INFORMATION (Ex: MGT24-G-FA-231/55C-32K8-DIM1-DV-FS)

Model	Mounting	Lens Type	Lamp Type	Lamp Color	Driver Type	Voltage	Options
		<b>FA</b>		<b>DIM1</b>			
<b>Model</b>		<b>Lamp Power</b>		<b>Lamp Color</b>		<b>Voltage</b>	
MGT22 2'x2'		<b>2x2</b>		<b>32K8</b> 3200K / 82CRI		<b>DV</b> 120-277 VAC, 50/60Hz	
MGT24 2'x4'		<b>28C</b> 28W Single-Mode ICT		<b>37K8</b> 3700K / 82CRI		<b>347</b> 347 Volts	
		<b>121/28C</b> 28W Dual-Mode ICT		<b>43K8</b> 4300K / 82CRI			
<b>Mounting Options</b>		<b>2x4</b>		<b>Driver Type</b>		<b>Options</b>	
<b>G</b> Grid (1")		<b>55C</b> 55W Single-Mode ICT		<b>DIM1</b> 0-10V Dimming to 1%		<b>FS</b> Fuse & Holder	
<b>F</b> Flange		<b>231/55C</b> 55W Dual-Mode ICT					
<b>Lens Type</b>							
<b>FA</b> Frost DR Acrylic							



[www.kenall.com](http://www.kenall.com) | P: 800-4-Kenall | F: 262-891-9701 | 10200 55th Street Kenosha, Wisconsin 53144, USA

A brand of **legrand**

This product complies with the Buy American Act: manufactured in the United States with more than 50% of the component cost of US origin. It may be covered by patents found at [www.kenall.com/patents](http://www.kenall.com/patents). Content of specification sheets is subject to change; please consult [www.kenall.com](http://www.kenall.com) for current product details. ©2022 Kenall Mfg. Co.

# MEDMASTER® TROFFER

## MGT SERIES using Indigo-Clean Technology

### PERFORMANCE

Technology	Size	Lamp Code	Lumen Output by Color (lm) <sup>1</sup>			Efficacy (lm/W)	Power Consumption <sup>2</sup>			Estd. L <sub>70</sub> LED Life (Hrs)
			32K8	37K8	43K8		Occupied (W)	LPD (W)	Unoccupied (W)	
Single-Mode ICT	2 x 2	28C	2,821	2,894	2,924	89 - 92	32	26	0	80,000
	2 x 4	55C	5,580	5,725	5,783	92 - 95	61	51		
Dual-Mode ICT	2 x 2	12I/28C	2,821	2,894	2,924	89 - 92	32	26	15	80,000
	2 x 4	23I/55C	5,580	5,725	5,783	92 - 95	61	51	29	

<sup>1</sup>Information subject to change without notice. Visit [www.kenall.com](http://www.kenall.com) for IES files and additional information.

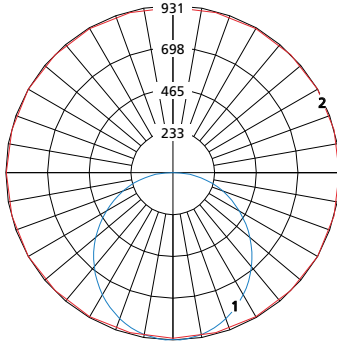
<sup>2</sup>Lighting Power and Energy Calculations:

Use **Occupied Power** for total electrical load calculations. Use this value to estimate branch circuit lighting loads.

Use **LPD Power** for lighting power density calculations. Only the power attributed to white light is required per NEMA LSD EB 84-202X. Power used toward germicidal disinfection can be removed for this calculation.

Use **Unoccupied** and **Occupied Power** for Energy calculations to determine the power consumed over time based on the use of the space.

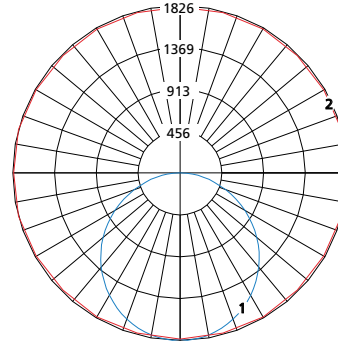
Model: MGT22-FA-28C-43K8-DIM1 and  
MGT22-FA-12I/28C-43K8-DIM1



Maximum Candela = 931 Located At Horizontal Angle = 30, Vertical Angle = 2.5

- 1 - Vertical Plane Through Horizontal Angles (30-210) (Through Max. Cd.)
- 2 - Horizontal Cone Through Vertical Angle (2.5) (Through Max. Cd.)

Model: MGT24-FA-55C-43K8-DIM1 and  
MGT24-FA-23I/55C-43K8-DIM1

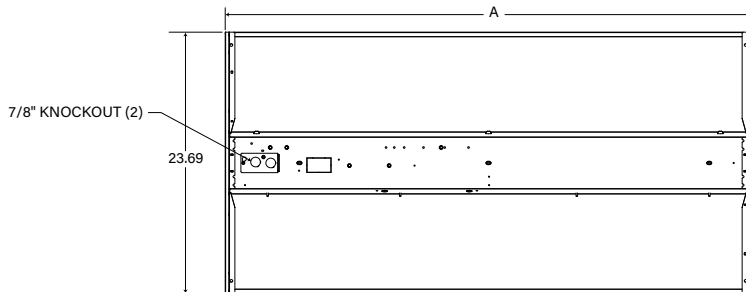


Maximum Candela = 1826 Located At Horizontal Angle = 15, Vertical Angle = 2.5

- 1 - Vertical Plane Through Horizontal Angles (15-195) (Through Max. Cd.)
- 2 - Horizontal Cone Through Vertical Angle (2.5) (Through Max. Cd.)

### DIMENSIONAL DATA

TOP VIEW



#### DIMENSIONAL DATA (IN INCHES)

A

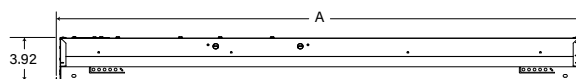
**MGT22** 23.69"

Recommended ceiling cutout for 2x2 Flange Frame Kit is **24.50" x 24.50"**

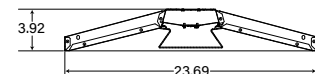
**MGT24** 47.69"

Recommended ceiling cutout for 2x4 Flange Frame Kit is **48.50" x 24.50"**

SIDE VIEW



FRONT VIEW



[www.kenall.com](http://www.kenall.com) | P: 800-4-Kenall | F: 262-891-9701 | 10200 55th Street Kenosha, Wisconsin 53144, USA

A brand of **legrand**

This product complies with the Buy American Act: manufactured in the United States with more than 50% of the component cost of US origin. It may be covered by patents found at [www.kenall.com/patents](http://www.kenall.com/patents). Content of specification sheets is subject to change; please consult [www.kenall.com](http://www.kenall.com) for current product details. ©2022 Kenall Mfg. Co.