

MIGHTY MAC™

WCD SERIES

PRODUCT FEATURES:

- » Surface wall mount – (7"×17")×27", (7"×17")×51"
- » Two apertures – front facing and down
- » TIG welded housing with no post grinding for additional strength
- » Vertically adjustable bracket secured to housing via thru-studs
- » Completely concealed internal drop slot spring loaded clevis style hinge



PROJECT INFORMATION

Job Name _____

Fixture Type _____

Catalog Number _____

Approved by _____

SPECIFICATIONS

HOUSING: One-piece die-formed prime grade material as specified – see ordering information. Corners continuously seam welded and smooth with no post grinding (TIG). Clamshell housing resistant to penetration and contraband concealment. TGIC polyester powder coat – 5-stage pre-treatment. Salt spray test: 1,000 hours; Reflectance: 92%.

BASEPLATE: Prime grade material as specified – see ordering information. Die-formed blade trap (1/4" minimum) prevents contraband concealment and access. Embossed standoffs prevent distortion.

LENS: As specified – maximum thickness .875" – see ordering information. Kenall recommends a prismatic inner lens and a clear outer lens. Two clear lenses used in combination cannot be provided.

LENS RETENTION: Vertically adjustable continuous "Z" brackets of prime grade material, secured to housing via thru-studs (6" maximum spacing).

HINGE: Completely concealed, internal drop slot spring loaded clevis style hinge spot welded to housing. Mounts to baseplate via slots.

FASTENERS: Hardened security screws as specified – see ordering information. Fully recessed.

LED ELECTRICAL: Available 3000K, 3500K, 4000K and 5000K color temperatures, 82 CRI. 120-277VAC, or 347VAC 50/60Hz electrical input with serviceable high power factor electronic, constant-current driver (<20% THD, >0.95 PF). Standard 0-10V dimming with 1-100% range and dim-to-dark capabilities (non dim-to-dark with 347V); 330µA max. source current.

SENSOR & CONTROLS: Optional sensor available with compatible third party controls. To see the full list of compatible controls, click [here](#).

LAMPS: Quantity and type as specified – see ordering information. Lamps supplied by others.

BALLAST: Quantity and type as specified – see ordering information. All ballasts UL listed class P. Optional removable reflector/lamp/ballast tray with quick disconnect.

LUMINOUS SEAL: Polyurethane foam prevents light leaks from luminaire base.

INSTALLATION: Fixture not suitable for Surface Conduit or Continuous Row Mounting.

PHOTOMETRICS: Efficiency of WCD4-0/0-332-IS-1-120-1/7-1 = 53.2%. For photometric information, go to www.kenall.com.

WARRANTY: Limited five (5) year warranty on LED lamps.

LISTINGS: **FL:** UL and CUL Listed for Damp Locations. **LED:** Luminaire is certified to UL1598 and UL8750 standards by Intertek Testing Services for Damp Locations.



ORDERING INFORMATION (Ex: WCD-4-0/0-45L35K-DCC-DV-SYM/B-1)

Model	Size	Hsg./Base Plate	Lamp Qty	Lamp Type	Ballast/Driver	Ballast Qty	Voltage	Lens (Inner/Outer)	Fasteners	Options
WCD	/	/	/	/	/	/	/	/	/	/
Nominal Size		Lamp Type		Voltage		Options				
2	(7"×17")×27"	2' Nominal Length		120	120 Volts	LEL Integral 8.4W Emergency Battery Backup (45L max; n/a 347V, 0°C min ambient)				
4	(7"×17")×51"	17 F17T8		277	277 Volts	LELST Integral 6W Self-Testing Emergency Battery Backup (45L max; n/a 347V, 0°C min ambient)				
Housing/Base Material		4' Nominal Length		Lens (Inner/Outer)‡		EL† Standard Lumen EL Pack				
0	14-Ga CRS (Painted White)	45L30K 45 Watt 3000K LED		SYM • Symmetric, Diffused DR Acrylic		DLN LED Night Light w/Light Level Control (100% - 20%. Voltage specific selection required.)				
1	16-Ga CRS (Painted White)	45L35K 45 Watt 3500K LED		0 No Lens		FS Single Fuse & Holder				
3	14-Ga SS (Painted White)	45L40K 45 Watt 4000K LED		1 .125" Prismatic Acrylic		RGT Removable Gear Tray				
4	16-Ga SS (Painted White)	45L50K 45 Watt 5000K LED		2 .125" Prismatic Polycarbonate		SKL Speaker Hsg Extension – Left side (as viewed facing fixture)				
6*	14-Ga SS (Brushed)	67L30K 67 Watt 3000K LED		3 .125" Textured Polycarbonate		SKR Speaker Hsg Extension – Right side (as viewed facing fixture)				
7*	16-Ga SS (Brushed)	67L35K 67 Watt 3500K LED		G^ .125" Clear Polycarbonate						
9	12-Ga CRS (Painted White)	67L40K 67 Watt 4000K LED		4 .156" Prismatic Polycarbonate						
Lamp Quantity (n/a with LED)		67L50K 67 Watt 5000K LED		TG .250" Textured Tempered Glass						
1	One	90L30K 90 Watt 3000K LED		6 .187" Prismatic Polycarbonate						
2	Two	90L35K 90 Watt 3500K LED		7^ .187" Clear Polycarbonate						
3	Three	90L40K 90 Watt 4000K LED		8^ .187" Clear Tempered Glass						
		90L50K 90 Watt 5000K LED		9^ .250" Clear Polycarbonate						
		32 F32T8		A^ .250" Clear Tempered Glass						
		Ballast/Driver Type		B^ .375" Clear Polycarbonate						
		IS Instant Start Electronic <10% THD (T8)		C^ .375" Clear Tempered Glass						
		RS Rapid Start Electronic <10% THD (T8)		J^ .500" Clear Polycarbonate						
		SB Specified Ballast		P^ .500" Clear Tempered Glass						
		DCC Dimming Constant Current LED Driver		N^ .750" Clear Tempered Glass						
		Ballast Quantity (n/a with LED)		Fastener						
		1 One		1 Torx® T-20 Head w/ Center Pin						
		2 Two		2 Allen Head w/ Center Pin						

* n/a as Base Material
 ‡ Refer to lens specifications
 • n/a with 347V
 ^ Must be paired with prismatic, textured or diffused lens when ordering LED lamps
 † n/a with LED Lamping
 • Can only be used with clear or no outer lens



www.kenall.com | P: 800-4-Kenall | F: 262-891-9700 | 10200 55th Street Kenosha, Wisconsin 53144, USA

A brand of **legrand**

This product complies with the Buy American Act: manufactured in the United States with more than 50% of the component cost of US origin. It may be covered by patents found at www.kenall.com/patents. Content of specification sheets is subject to change; please consult www.kenall.com for current product details. ©2022 Kenall Mfg. Co.

MIGHTY MAC™

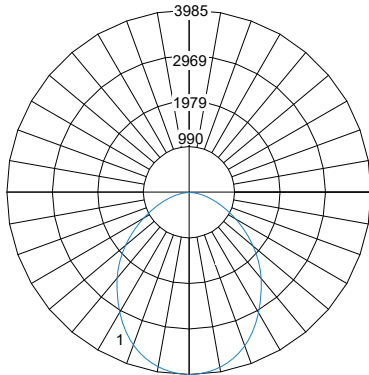
WCD SERIES

PERFORMANCE

Lamp Type	Initial Delivered Lumens		Input Power (W)	Drive Current (mA)	Estd. L70 LED Life (Hrs)
	@ 25°C	Efficacy (lm/W)			
45L30K	4,039	90	45	100	80,000
45L35K	4,164	93	45	100	80,000
45L40K	4,306	96	45	100	80,000
45L50K	4,483	100	45	100	80,000
67L30K	6,450	87	74	75	80,000
67L35K	6,649	89	74	75	80,000
67L40K	6,876	92	74	75	80,000
67L50K	7,158	96	74	75	80,000
90L30K	7,965	82	97	100	80,000
90L35K	8,211	85	97	100	80,000
90L40K	8,491	88	97	100	80,000
90L50K	8,839	91	97	100	80,000

NOTE: All products tested with SYM/B lens configuration. See "Lumen Output Scaling Factor" table for output values with alternate lens configurations. Information subject to change without notice. Visit www.kenall.com for IES files and additional information.

Model: WCD-4-x-y-90L40K-DCC-z-SYM-B-1



Maximum Candela = 3874 Located At Horizontal Angle = 0, Vertical Angle = 80

- 1 - Vertical Plane Through Horizontal Angles (0-180) (Through Max. Cd.)
- 2 - Horizontal Cone Through Vertical Angle (80) (Through Max. Cd.)

LUMEN OUTPUT SCALING FACTORS

Lens Configuration	Inner Lens	Outer Lens	Scaling Factor
SYM/G	1/8" Frost Acrylic	1/8" Clear PC	1.10
SYM/7		3/16" Clear PC	1.06
SYM/8		3/16" Clear TG	1.06
SYM/9		1/4" Clear PC	1.03
SYM/B		3/8" Clear PC	1.00
SYM/C		3/8" Clear TG	1.03
SYM/J		1/2" Clear PC	0.99
1/G	1/8" Prismatic Acrylic	1/8" Clear PC	1.04
1/9		1/4" Clear PC	0.99
1/B		3/8" Clear PC	0.99
2/J	1/8" Prismatic PC	1/2" Clear PC	0.87

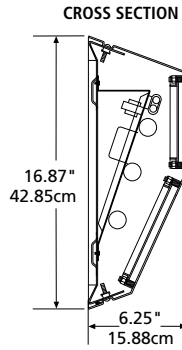
NOTE: Use this table to determine the lumen output and efficacy of the desired lens configuration by multiplying the provided value with the appropriate number in the "Performance" table above.



MIGHTY MAC™

WCD SERIES

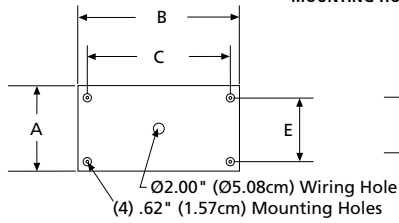
DIMENSIONAL DATA



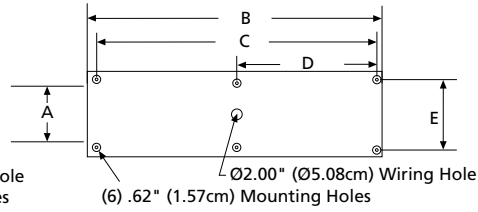
DIMENSIONAL DATA (IN INCHES & CM)

	A	B	C	D	E
27" Length	16.87	26.50	19.00	—	11.00
(68.58cm)	42.85cm	67.31cm	48.26cm	—	27.94cm
51" Length	16.87	50.50	42.00	21.00	11.00
(1.30m)	42.85cm	128cm	107cm	53.34cm	27.94cm

MOUNTING HOLES



27" (68.58cm) MOUNTING



51" (130cm) MOUNTING

