

MEDMASTER® SAFESLOT™

Luminaires for Behavioral Health Applications

BHRS4 SERIES

PRODUCT FEATURES:

- » 4" recessed linear slot luminaire in multiple lengths
- » Single-function luminaire provides ambient lighting within the patient room
- » Symmetric and 10° asymmetric optical distribution options
- » One-piece doorframe with continuous lens retention and tamper-resistant fasteners
- » High-output, high-CRI LED lamp sources
- » Ligature resistant construction



PROJECT INFORMATION

Job Name _____

Fixture Type _____

Catalog Number _____

Approved by _____

SPECIFICATIONS

HOUSING: Extruded 6063-T5 aluminum construction with aluminum endcaps. Low-gloss anti-microbial white TGIC polyester powder-coat finish with five-stage pre-treatment applied to exterior, room-side components.

DOORFRAME: One-piece extruded 6063-T5 aluminum outer frame with low-gloss anti-microbial white TGIC polyester powder-coat finish with five-stage pre-treatment. Inner aluminum extrusion continuously bonds lens to door. Closed-cell gasketing. Tamper-resistant T20 TORX fasteners secure doorframe to housing.

OPTIC: Symmetric (Lambertian) or 10° asymmetric distribution option. Diffused polycarbonate lens with 0.188" overall thickness.

LED MODULE: Serviceable mid-power LED array. Minimum 82 CRI standard (R9>20). See Ordering Information for available color temperature options.

DRIVER: 120-277VAC or 347VAC, 50/60Hz electrical input with serviceable constant-current driver (<20% THD, >0.90 PF). Minimum 85% driver efficiency. Standard 0-10V dimming with 1-100% range and dim-to-dark capabilities (non dim-to-dark with 347V); maximum 330 µA maximum source current. Optional eldoLED ECODrive DALI drivers with 1-100% range.

INSTALLATION: Suitable for Type-IC recessed ceiling installation into 9/16" and 15/16" lay-in and tegular grid ceilings, flanged drywall ceilings and trimless mud-in installations with 5/8" drywall. See Ordering Information for selection. Suitable for 0°C - 40°C ambient temperature environments.

PHOTOMETRICS: Photometry tested to the IESNA LM-79-08 standard by an ILAC/ISO17025 accredited laboratory. For detailed photometric information, please visit www.kenall.com.

WARRANTY: Limited five (5) year warranty.

LISTINGS: Luminaire is certified to UL standards by Intertek Testing Laboratories for Type-IC and Wet Location installations. IP65 rating per IEC60598. NSF2 Splash/Non-Food Zone rated. Standard CCEA compliance. Ligature resistant construction.



ORDERING INFORMATION (Ex: BHRS4-48-FL-ASYM-750LF-35K9-DIM1-DV-LVCD/M-FS)

Model	Length	Ceiling Configuration	Optical Distribution	Lumen Output	Lamp Color	Driver Type	Voltage	Low-Voltage Controller	LVC Master / Satellite	Options	Accessories
BHRS4											

Nominal Length

24	2'
36	3'
48	4'
72	6'
96	8'

Ceiling Configuration

G	9/16" and 15/16" Lay-In Grid
TG	9/16" and 15/16" Tegular Grid
FL	Flange
TM	Trimless Mud-In for 5/8" Drywall

Optical Distribution

SYM	Symmetric
ASYM	Asymmetric

Lumen Output

500LF	500 lumens/ft
750LF	750 lumens/ft
1000LF	1000 lumens/ft

Lamp Color

30K8	3000K / 80 CRI min.
30K9	3000K / 90 CRI min.
35K8	3500K / 80 CRI min.
35K9	3500K / 90 CRI min.
40K8	4000K / 80 CRI min.
40K9	4000K / 90 CRI min.

Driver Type

DIM1	0-10V Dimming to 1%
DALI*	DALI Dimming to 1% (n/a with 6' length and 1000LF in 8' length)

Input Voltage

DV	120-277VAC, 50/60Hz
347	347VAC, 60Hz (n/a with 2' and 3' lengths)

Low-Voltage Controller (Optional)

LVC*	Low Voltage Controller (click here for specifications)
LVCD*	Low Voltage Controller with Dimming (click here for specifications)

LVC Master/Satellite for Paired Installations^

M	Paired 'Master-Control' Luminaire
S	Paired 'Satellite-Control' Luminaire

Options

LEL**	Integral Emergency Battery Backup with Remote Test Button
FS	Fuse & Holder

Accessories

T20	T20 Tamper-Resistant Torx Bit (D-0552)
-----	--

* n/a with 347V

^ N/A for products not configured with an LVC option. Paired installations shall be ordered with equal quantities of Type 'M' and 'S' units. AC power feed required to both. Lamp control originates from LVC located in the Master unit. Control wiring method between luminaires supplied by others.

• LEL only available in Satellite unit when ordered in conjunction with an LVC or LVCD controller.

ACCESSORIES ORDERED SEPARATELY

MPWS	Low Voltage Wall Switch (Click here for Specifications)
------	---



www.kenall.com | P: 800-4-Kenall | F: 262-891-9700 | 10200 55th Street Kenosha, Wisconsin 53144, USA
 This product can comply with the latest domestic preference legislation, such as the Buy American Act (BAA), Trade Agreement Act (TAA), Build America, Buy America Act (BABA), and others. It may be covered by patents found at www.kenall.com/patents. Content of specification sheets is subject to change; please consult www.kenall.com for current product details. ©2024 Kenall Mfg. Co.

A brand of Legrand

MEDMASTER® SAFESLOT™

Luminaires for Behavioral Health Applications

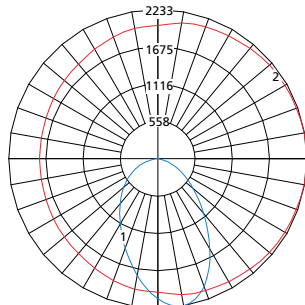
BHRS4 SERIES

PERFORMANCE

Distribution Type	Nominal Lumen Output	Initial Delivered Lumens per Foot, by Lamp Color (lm/ft)						Efficacy (lm/W)	Unit Input Power (W/ft)	Estd. L70 LED Life (Hrs)
		30K8	30K9	35K8	35K9	40K8	40K9			
ASYM	500LF	518	425	530	435	524	446	59 - 73	7	85,000
	750LF	765	628	783	643	774	659	55 - 69	11	85,000
	1000LF	992	814	1,015	834	1,004	854	52 - 65	16	85,000
SYM	500LF	477	412	492	422	508	433	68 - 84	6	85,000
	750LF	719	621	741	636	766	652	66 - 81	9	85,000
	1000LF	947	818	976	838	1,009	859	64 - 79	13	85,000

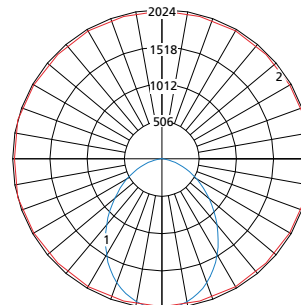
Nominal Lumen Output values based on 40K8 lamp color. Information subject to change without notice. Visit www.kenall.com for IES files and additional information.

Model: BHRS4-48-yy-ASYM-1000LF-40K8-DIM1-zzz



Maximum Candela = 2233 Located At Horizontal Angle = 0, Vertical Angle = 10
 — 1 - Vertical Plane Through Horizontal Angles (0-180) (Through Max. Cd.)
 — 2 - Horizontal Cone Through Vertical Angle (10) (Through Max. Cd.)

Model: BHRS4-48-yy-SYM-1000LF-40K8-DIM1-zzz



Maximum Candela = 2024 Located At Horizontal Angle = 15, Vertical Angle = 2.5
 — 1 - Vertical Plane Through Horizontal Angles (15-195) (Through Max. Cd.)
 — 2 - Horizontal Cone Through Vertical Angle (2.5) (Through Max. Cd.)



www.kenall.com | P: 800-4-Kenall | F: 262-891-9700 | 10200 55th Street Kenosha, Wisconsin 53144, USA
 This product can comply with the latest domestic preference legislation, such as the Buy American Act (BAA), Trade Agreement Act (TAA), Build America, Buy America Act (BABA), and others. It may be covered by patents found at www.kenall.com/patents. Content of specification sheets is subject to change; please consult www.kenall.com for current product details. ©2024 Kenall Mfg. Co.

A brand of Legrand

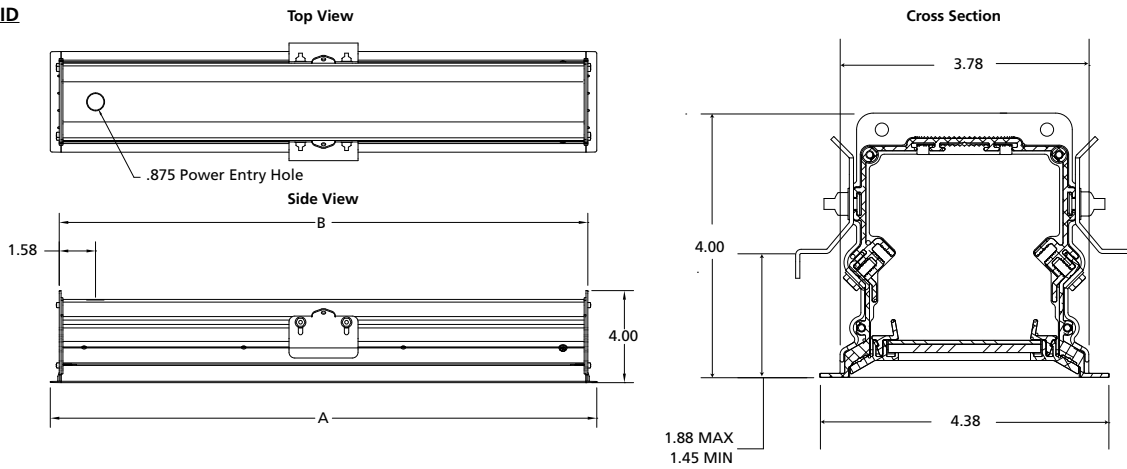
MEDMASTER® SAFESLOT™

Luminaires for Behavioral Health Applications

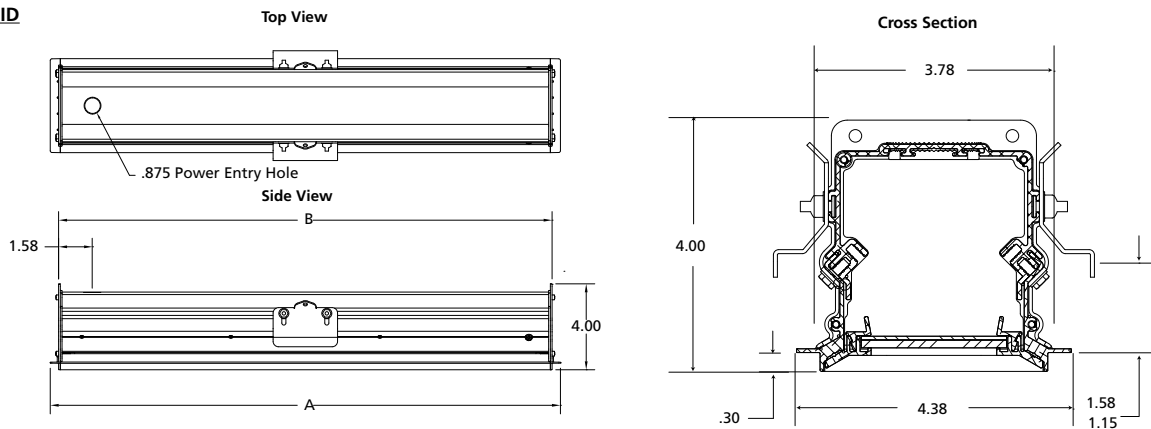
BHRS4 SERIES

DIMENSIONAL DATA

LAY-IN GRID



TEGULAR GRID



Nominal Length	Ceiling Configuration	A	B
24	LAY-IN GRID	23.75"	22.97"
	TEGULAR	23.75"	22.97"
36	LAY-IN GRID	35.75"	34.97"
	TEGULAR	35.75"	34.97"
48	LAY-IN GRID	47.75"	46.97"
	TEGULAR	47.75"	46.97"
72	LAY-IN GRID	71.75"	70.97"
	TEGULAR	71.75"	70.97"
96	LAY-IN GRID	95.75"	94.97"
	TEGULAR	95.75"	94.97"

NOTE: Standard (non-LVC) and LVC Satellite units supplied with one (1) 0.875" hole on back of housing. When ordered with the LVC or LVCD option, the Master unit is provided with two (2) 0.875" holes.



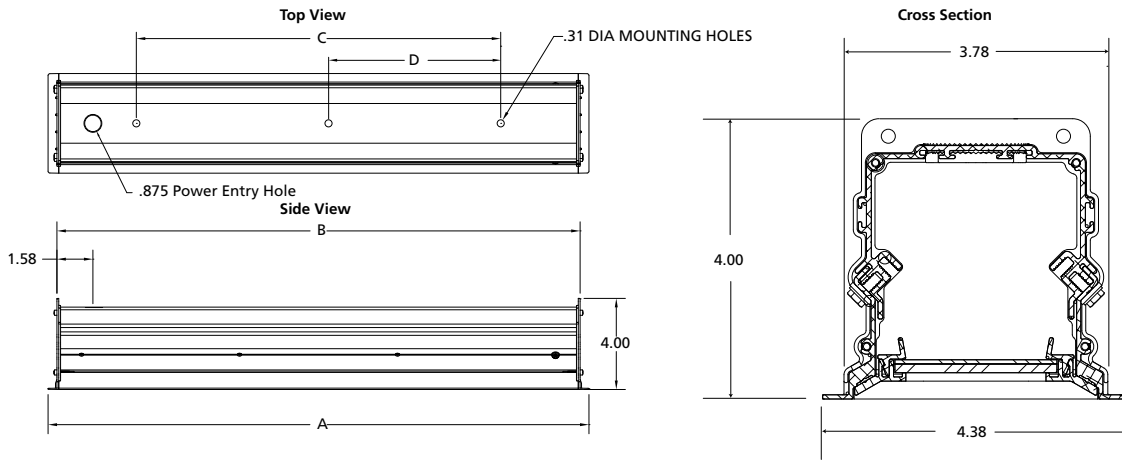
MEDMASTER® SAFESLOT™

Luminaires for Behavioral Health Applications

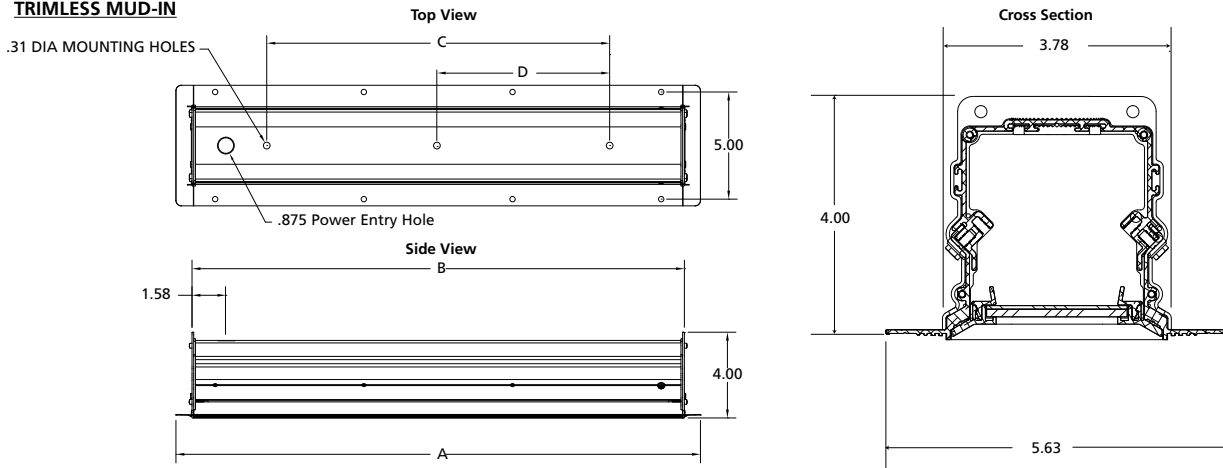
BHRS4 SERIES

DIMENSIONAL DATA

FLANGE



TRIMLESS MUD-IN



Nominal Length	Ceiling Configuration	A	B	C	D	Ceiling Cut-Out
24	FLANGE	23.75"	22.97"	16.00"	----	3.875" × 23.25"
	TRIMLESS	24.47"	22.97"	16.00"	----	
36	FLANGE	35.75"	34.97"	28.00"	----	3.875" × 35.25"
	TRIMLESS	36.47"	34.97"	28.00"	----	
48	FLANGE	47.75"	46.97"	40.00"	----	3.875" × 47.25"
	TRIMLESS	48.47"	46.97"	40.00"	----	
72	FLANGE	71.75"	70.97"	64.00"	32.00"	3.875" × 71.25"
	TRIMLESS	72.47"	70.97"	64.00"	32.00"	
96	FLANGE	95.75"	94.97"	88.00"	44.00"	3.875" × 95.25"
	TRIMLESS	96.47"	94.97"	88.00"	44.00"	

NOTE: Standard (non-LVC) and LVC Satellite units supplied with one (1) 0.875" hole on back of housing. When ordered with the LVC or LVCD option, the Master unit is provided with two (2) 0.875" holes.



www.kenall.com | P: 800-4-Kenall | F: 262-891-9700 | 10200 55th Street Kenosha, Wisconsin 53144, USA
 This product can comply with the latest domestic preference legislation, such as the Buy American Act (BAA), Trade Agreement Act (TAA), Build America, Buy America Act (BABA), and others. It may be covered by patents found at www.kenall.com/patents. Content of specification sheets is subject to change; please consult www.kenall.com for current product details. ©2024 Kenall Mfg. Co.

A brand of Legrand