

# SIMPLESEAL™

## HSEDO SERIES – LED – OVERLAPPING DOOR

### PRODUCT FEATURES:

- » Hazardous Location (Class I, Div 2) rating
- » High-output, high-CRI LED lamp sources for accurate color rendition and lighting performance
- » Diffused high-efficiency lens for reduced glare
- » Recessed ceiling mount; grid or flange - 1'x4', 2'x2', 2'x4'
- » Suitable for universal installation into 1.0" and 1.5" grid or flange (drywall) ceilings
- » One piece overlapping door provides air-tight integrity of luminaire

### PROJECT INFORMATION

Job Name \_\_\_\_\_

Fixture Type \_\_\_\_\_

Catalog Number \_\_\_\_\_

Approved by \_\_\_\_\_



### SPECIFICATIONS

**HOUSING:** 20-gauge CRS. Hole-free, one-piece, seam-welded construction. Integral aluminum heatsink for thermal dissipation. 18-gauge housing flange with mitered and welded corners. White TGIC polyester powder coat finish – 5-step pre-treatment. Salt spray test: 1,000 hours; Reflectance: 92%.

**DOORFRAME:** 20-gauge type 304 stainless steel (#4 finish-post fabrication). One-piece 60° beveled perimeter construction. Continuous angle lens retention system. Mechanical guide for doorframe fastener alignment. Doorframe secured to housing with stainless steel aircraft cables and captive flush mounted Phillips head stainless steel fasteners (8) for 2x2, (12) for 2x4.

**OPTICS:** Symmetric optic includes diffused, impact-resistant acrylic lens.

**DOORFRAME GASKET:** One-piece closed cell extruded nitrile gasket seals doorframe to housing and ceiling structure.

**ELECTRICAL:** Available 3500K, 4000K and 5000K color temperatures with maximum 3-step MacAdam variation allowance. 120-277VAC or 347VAC, 50/60Hz electrical input with serviceable high power factor electronic, constant-current driver (<15% THD, >0.90 PF). Standard 0-10V dimming with 1-100% range and dim-to-dark capabilities. 1.2mA maximum source current.

**SENSOR & CONTROLS:** Optional sensor available with compatible third party controls. To see the full list of compatible controls, [click here](#).

**INSTALLATION:** Non-IC recessed ceiling mounting into grid and flange application types. Flange installation utilizes included adjustable swing-out mounting brackets. Grid installation suitable for 1" and 1.5" T-bar ceilings. Universal installation into grid and flange (drywall) ceiling applications.

**PHOTOMETRICS:** Photometry tested to the IESNA LM-79-08 standard. For additional photometric data, please go to [www.kenall.com](http://www.kenall.com).

**WARRANTY:** Limited five (5) year warranty.

**AMBIENT TEMPERATURE RATING:** Product is rated for -40°C to 40°C ambient temperatures unless otherwise noted; T code T6 rating.

**LISTINGS:** Luminaire is certified to UL standards by Intertek Testing Laboratories for Wet Location and Hazardous Locations Class I, Division 2 Groups A,B,C,D. Certified IP66 per IEC 60598. NSF2 Splash/Non-Food Zone. CCEA Approved. Meets FED-STD-209E/Class 100 (ISO 5) Cleanroom rating.



### ORDERING INFORMATION (Ex: HSEDO-24-67L40K-DCC-DV-2F-2H-SYM)

Model	Size	Lamp Type	Driver	Voltage	Doorframe	Housing	Optics	Options	Accessories
<b>HSEDO</b>			<b>DCC</b>				<b>SYM</b>		
<b>Size</b>		<b>Lamp Type</b>		<b>2'x4'</b>			<b>Voltage</b>		
<b>14</b>	1'x4'	<b>1'x4'</b>		<b>45L35K</b>	45 Watt 3500K LED (82 CRI)		<b>DV</b>	120-277VAC, 50/60Hz	
<b>22</b>	2'x2'	<b>45L40K</b>	45 Watt 4000K LED (82 CRI)	<b>45L40K</b>	45 Watt 4000K LED (82 CRI)		<b>347</b>	347VAC	
<b>24</b>	2'x4'	<b>45L50K</b>	45 Watt 5000K LED (82 CRI)	<b>45L50K</b>	45 Watt 5000K LED (82 CRI)				
		<b>67L35K</b>	67 Watt 3500K LED (82 CRI)	<b>67L35K</b>	67 Watt 3500K LED (82 CRI)		<b>Doorframe Options</b>		
		<b>67L40K</b>	67 Watt 4000K LED (82 CRI)	<b>67L40K</b>	67 Watt 4000K LED (82 CRI)		<b>5F</b>	20-Ga Type 304 SS (STD)	
		<b>67L50K</b>	67 Watt 5000K LED (82 CRI)	<b>67L50K</b>	67 Watt 5000K LED (82 CRI)		<b>2F</b>	20-Ga CRS	
		<b>90L35K</b>	90 Watt 3500K LED (82 CRI)	<b>90L35K</b>	90 Watt 3500K LED (82 CRI)		<b>XF</b>	20-Ga Type 316 SS	
		<b>90L40K</b>	90 Watt 4000K LED (82 CRI)	<b>90L40K</b>	90 Watt 4000K LED (82 CRI)		<b>PAF</b>	.063" Painted Fabricated Aluminum	
		<b>90L50K</b>	90 Watt 5000K LED (82 CRI)	<b>90L50K</b>	90 Watt 5000K LED (82 CRI)				
		<b>2'x2'</b>		<b>135L35K</b>	135 Watt 3500K LED (82 CRI)		<b>Housing Options</b>		
		<b>45L35K</b>	45 Watt 3500K LED (82 CRI)	<b>135L40K</b>	135 Watt 4000K LED (82 CRI)		<b>2H</b>	20-Ga CRS (STD)	
		<b>45L40K</b>	45 Watt 4000K LED (82 CRI)	<b>135L50K</b>	135 Watt 5000K LED (82 CRI)		<b>5H</b>	20-Ga Type 304 SS	
		<b>45L50K</b>	45 Watt 5000K LED (82 CRI)	<b>180L35K</b>	180 Watt 3500K LED (82 CRI)		<b>XH</b>	20-Ga Type 316 SS	
		<b>67L35K</b>	67 Watt 3500K LED (82 CRI)	<b>180L40K</b>	180 Watt 4000K LED (82 CRI)		<b>PAH</b>	.050" Painted Aluminum	
		<b>67L40K</b>	67 Watt 4000K LED (82 CRI)	<b>180L50K</b>	180 Watt 5000K LED (82 CRI)				
		<b>67L50K</b>	67 Watt 5000K LED (82 CRI)				<b>Optics</b>		
		<b>90L35K</b>	90 Watt 3500K LED (82 CRI)	<b>Driver Type</b>			<b>SYM</b>	Symmetric, Diffused DR Acrylic	
		<b>90L40K</b>	90 Watt 4000K LED (82 CRI)	<b>DCC</b>	Dimming Constant Current				
		<b>90L50K</b>	90 Watt 5000K LED (82 CRI)				<b>Options</b>		
							<b>HEL†</b>	Integral 10W Emergency Battery Pack for Haz Locations (0°C - 40°C ambient temperatures)	
							<b>FS</b>	Fuse & Holder	
							<b>Accessories</b>		
							<b>IF*</b>	Install Frame	

† n/a with 347V Input

\* Add .375" to ceiling cut out dimensions; Only available when installed in drywall ceilings (flange mount)



www.kenall.com | P: 800-4-Kenall | F: 262-891-9700 | 10200 55th Street Kenosha, Wisconsin 53144, USA  
 This product is able to comply with the latest domestic preference legislation, such as the Buy American Act (BAA), Trade Agreement Act (TAA), Build America, Buy America Act (BABA), and others. It may be covered by patents found at [www.kenall.com/patents](http://www.kenall.com/patents). Content of specification sheets is subject to change; please consult [www.kenall.com](http://www.kenall.com) for current product details. ©2024 Kenall Mfg. Co.

A brand of **Legrand**

# SIMPLESEAL™

## HSEDO SERIES – LED – OVERLAPPING DOOR

### PERFORMANCE

Model	Lamp Type	Initial Delivered Lumens		Input Power (W)	Drive Current (mA)	Estd. L70 LED Life (Hrs)
		@ 25°C	Efficacy (lm/W)			
HSEDO14	45L35K	5,057	103	49	100	80,000
	45L40K	5,230	107	49	100	80,000
	45L50K	5,588	114	49	100	80,000
	67L35K	7,747	108	72	75	80,000
	67L40K	8,011	111	72	75	80,000
	67L50K	8,559	119	72	75	80,000
	90L35K	9,884	102	97	100	60,000
	90L40K	10,221	105	97	100	60,000
	90L50K	10,920	113	97	100	60,000
HSEDO22	45L35K	5,373	110	49	100	80,000
	45L40K	5,556	113	49	100	80,000
	45L50K	5,936	121	49	100	80,000
	67L35K	8,231	114	72	75	80,000
	67L40K	8,511	118	72	75	80,000
	67L50K	9,094	126	72	75	80,000
	90L35K	10,576	109	97	100	60,000
	90L40K	10,937	113	97	100	60,000
	90L50K	11,685	120	97	100	60,000
HSEDO24	45L35K	5,454	111	49	100	80,000
	45L40K	5,640	115	49	100	80,000
	45L50K	6,026	123	49	100	80,000
	67L35K	9,023	125	72	75	80,000
	67L40K	9,331	130	72	75	80,000
	67L50K	9,969	138	72	75	80,000
	90L35K	11,594	120	97	100	60,000
	90L40K	11,990	124	97	100	60,000
	90L50K	12,810	132	97	100	60,000
	135L35K	16,436	112	147	100	60,000
	135L40K	16,997	116	147	100	60,000
	135L50K	18,160	124	147	100	60,000
	180L35K	22,411	114	196	100	60,000
	180L40K	23,176	118	196	100	60,000
	180L50K	24,761	126	196	100	60,000

Displayed information is for described luminaires only. Subject to change without notice.  
Visit [www.kenall.com](http://www.kenall.com) for IES files additional information.



[www.kenall.com](http://www.kenall.com) | P: 800-4-Kenall | F: 262-891-9700 | 10200 55th Street Kenosha, Wisconsin 53144, USA  
This product is able to comply with the latest domestic preference legislation, such as the Buy American Act (BAA), Trade Agreement Act (TAA), Build America, Buy America Act (BABA), and others. It may be covered by patents found at [www.kenall.com/patents](http://www.kenall.com/patents). Content of specification sheets is subject to change; please consult [www.kenall.com](http://www.kenall.com) for current product details. ©2024 Kenall Mfg. Co.

A brand of Legrand

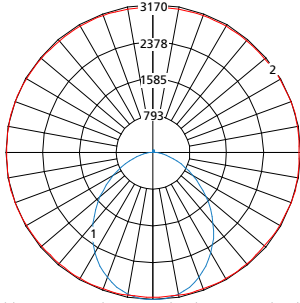
This product is able to comply with the latest domestic preference legislation, such as the Buy American Act (BAA), Trade Agreement Act (TAA), Build America, Buy America Act (BABA), and others. It may be covered by patents found at [www.kenall.com/patents](http://www.kenall.com/patents). Content of specification sheets is subject to change; please consult [www.kenall.com](http://www.kenall.com) for current product details. ©2024 Kenall Mfg. Co.

# SIMPLESEAL™

## HSEDO SERIES – TECHNICAL DATA

### PERFORMANCE

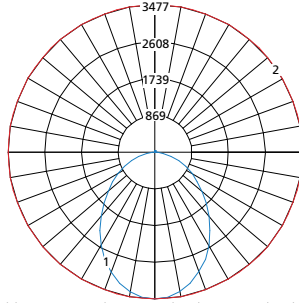
Model: HSEDO14-67L40K-DCC-1-DV-2F-2H



Maximum Candela = 3170 Located At Horizontal Angle = 15, Vertical Angle = 2.5

- 1 - Vertical Plane Through Horizontal Angles (15-195) (Through Max. Cd.)
- 2 - Horizontal Cone Through Vertical Angle (2.5) (Through Max. Cd.)

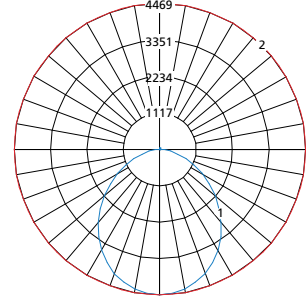
Model: HSEDO22-67L40K-DCC-1-DV-2F-2H



Maximum Candela = 3477 Located At Horizontal Angle = 0, Vertical Angle = 0

- 1 - Vertical Plane Through Horizontal Angles (0-180) (Through Max. Cd.)
- 2 - Horizontal Cone Through Vertical Angle (0) (Through Max. Cd.)

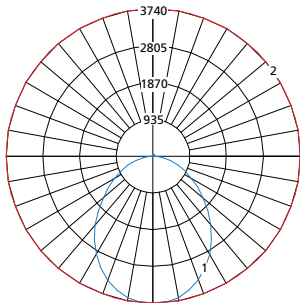
Model: HSEDO22-90L40K-DCC-1-DV-2F-2H-SYM



Max Candela = 4469 Located At Horizontal Angle = 0, Vertical Angle = 0

- 1 - Vertical Plane Through Horizontal Angles (0 - 180) (Through Max. Cd.)
- 2 - Horizontal Cone Through Vertical Angle (0) (Through Max. Cd.)

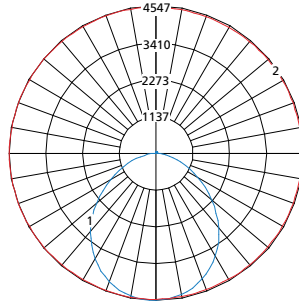
Model: HSEDO24-67L40K-DCC-1-DV-2F-2H



Maximum Candela = 3740 Located At Horizontal Angle = 0, Vertical Angle = 0

- 1 - Vertical Plane Through Horizontal Angles (0-180) (Through Max. Cd.)
- 2 - Horizontal Cone Through Vertical Angle (0) (Through Max. Cd.)

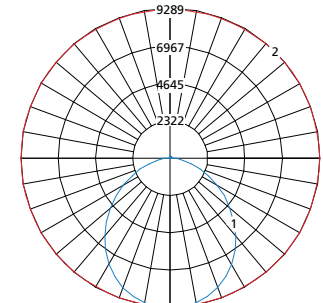
Model: HSEDO24-90L40K-DCC-1-DV-2F-2H



Maximum Candela = 4547 Located At Horizontal Angle = 0, Vertical Angle = 0

- 1 - Vertical Plane Through Horizontal Angles (0-180) (Through Max. Cd.)
- 2 - Horizontal Cone Through Vertical Angle (0) (Through Max. Cd.)

Model: HSEDO24-180L40K-DCC-1-DV-2F-2H-SYM

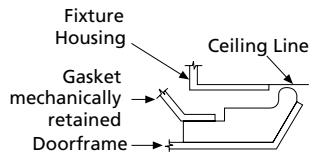


Max Candela = 9289 Located At Horizontal Angle = 0, Vertical Angle = 5

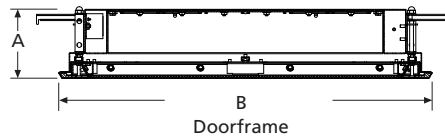
- 1 - Vertical Plane Through Horizontal Angles (0 - 180) (Through Max. Cd.)
- 2 - Horizontal Cone Through Vertical Angle (5) (Through Max. Cd.)

### DIMENSIONAL DATA

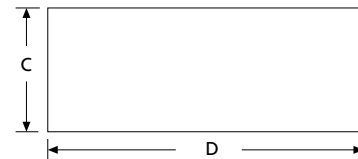
#### GASKET PROFILE



#### CROSS SECTION



#### CEILING CUTOUT



#### DIMENSIONAL DATA (IN INCHES)

	A	B	C	D
1x4	4.43	11.94 x 47.94	10.85	46.85
2x2	4.43	23.94 x 23.94	22.85	22.85
2x4	4.43	23.94 x 47.94	22.85	46.85

\* Add .375" to ceiling cut out dimensions when IF Option is specified



www.kenall.com | P: 800-4-Kenall | F: 262-891-9700 | 10200 55th Street Kenosha, Wisconsin 53144, USA  
 This product is able to comply with the latest domestic preference legislation, such as the Buy American Act (BAA), Trade Agreement Act (TAA), Build America, Buy America Act (BABA), and others. It may be covered by patents found at www.kenall.com/patents. Content of specification sheets is subject to change; please consult www.kenall.com for current product details. ©2024 Kenall Mfg. Co.

A brand of Legrand