

LUXTRAN™ Luminaires for Tunnel Applications

LTS SERIES

PRODUCT FEATURES:

- » Powered by RD700 distributed DC driver system; remotely-located for servicing convenience
- » Suitable for supplemental lighting in transition zones with a ceiling or wall orientation
- » Optical configurations designed for tunnel lighting applications
- » Stainless steel structural construction with marine-grade aluminum heat sinks
- » ADA compliant for wall orientations
- » 10 Year limited product warranty



PROJECT INFORMATION

Job Name _____

Fixture Type _____

Catalog Number _____

Approved by _____

SPECIFICATIONS

CHASSIS: 16-gauge Type 304 or Type 316 stainless steel enclosure with one-piece, seam-welded construction; 2B finish; passivated post-welding. 14-gauge die-formed and welded mounting points; custom mounting detail to tunnel structure available.

HEAT SINKS: Type 413 marine-grade die-cast aluminum, coatings to withstand either 1,000 hour or 5,000 hour salt fog test per ASTM B117. Electrically insulated from stainless steel chassis.

DOORFRAME: 16-gauge Type 304 or Type 316 stainless steel doorframe with one-piece, seam-welded construction; 2B finish; passivated post-welding. Stainless steel safety cables attach to chassis. Lockable rotary latches (lock by others) constructed of matching grade stainless steel.

GASKETING: One-piece extruded silicone with molded corners.

OPTICS: Type II, Pro-Beam, Type V-Narrow Round and Type V Square optical distributions. Clear tempered glass or polycarbonate lens.

ELECTRICAL: Serviceable high-brightness LED array. See Ordering Information for color temperature and CRI options. 70 CRI minimum. Powered by remotely-located **RD700** distributed constant-current DC supply. See Circuit Detail for information on load configuration requirements.

INSTALLATION: Wall or ceiling orientation, see Ordering Information for selection. Mounting hardware provided by others. Conduit entry on back of luminaire for 14-18AWG DC conductors (by others) from remote DC supply. Ambient temperature rating is -40°C to 40°C (55°C on 192L/384L/396L).

PHOTOMETRICS: Photometry tested to the IESNA LM-79-08 standard by an ILAC/ISO17025 accredited laboratory. For additional photometric data, please go to www.kenall.com.

WARRANTY: Limited ten (10) year warranty.

LISTINGS: Luminaire is certified to UL Standards by Intertek Testing Laboratory for Wet Location. IP66 rating per IEC 60598. Rated to NEMA 4X. Luminaire is 3G vibration tested per ANSI C136.31. Passes ANSI C136.27-2012 qualification test.



ORDERING INFORMATION (Ex: LTS-B2-C-SM-2-8-590L-40K7-304-5KF)

Model	Size Configuration	Mounting	Mounting Design	Distribution Type	Lens Type	Lamp Power	Lamp Color	Housing Material	Heat Sink Finish
LTS									
	Size Configuration				Lens Type		Lamp Color		
	A2	1x2 Module Array			8	.188" (.48 cm) Tempered Glass Lens	40K8	4000K / 80 CRI min.	
	B2	2x2 Module Array			G	.125" (.32 cm) Clear Polycarbonate	40K7	4000K / 70 CRI min.	
							50K7	5000K / 70 CRI min.	
							57K7	5700K / 70 CRI min.	
	Mounting				Lamp Power - A2 Configuration			Housing Material	
	C	Ceiling			192L	192 Watt LED		304	Type 304 Stainless Steel
	W	Wall			295L	295 Watt LED		316	Type 316 Stainless Steel
	Mounting Design Detail				300L*	300 Watt LED			
	SM	Standard Mounting Detail (as shown)			390L*	390 Watt LED			
	CM	Custom/Project-Specific Mounting (consult factory)			400L	400 Watt LED			
	Distribution Type				Lamp Power - B2 Configuration			Heat Sink Finish	
	2	Type II			384L	384 Watt LED		1KF	1,000 Hour Finish
	2A	Type II A			396L*	396 Watt LED		5KF	5,000 Hour Finish
	PB	Pro-Beam			590L	590 Watt LED			
	5N	Type V – Narrow Round			600L*	600 Watt LED			
	5S	Type V – Square			780L*	780 Watt LED			
					800L	800 Watt LED			

* Available with Type PB Optic only



www.kenall.com | P: 800-4-Kenall | F: 262-891-9700 | 10200 55th Street Kenosha, Wisconsin 53144, USA
 This product can comply with the latest domestic preference legislation, such as the Buy American Act (BAA), Trade Agreement Act (TAA), Build America, Buy America Act (BABA), and others. It may be covered by patents found at www.kenall.com/patents. Content of specification sheets is subject to change; please consult www.kenall.com for current product details. ©2024 Kenall Mfg. Co.

A brand of **legrand**

LUXTRAN™ Luminaires for Tunnel Applications

LTS SERIES

PERFORMANCE

Size Configuration	Lamp - Color Code	Initial Delivered Lumens (lm)				Efficacy (lm/W)	Input Power (W)	Estd. L ₇₀ LED Life (hrs)	50K Hours Lumen Maintenance factor @25°C
		Type 2	Type 2A	Type 5N	Type 5S				
A2	192L-40K7	22,948	25,495	27,434	25,587	107 - 128	215	125,000	92%
	192L-50K7	22,948	25,495	27,434	25,587	107 - 128	215	125,000	92%
	192L-57K7	22,948	25,495	27,434	25,587	107 - 128	215	125,000	92%
	295L-40K7	30,797	n/a	36,817	34,339	95 - 113	325	110,000	85%
	295L-50K7	30,797	n/a	36,817	34,339	95 - 113	325	110,000	85%
	295L-57K7	30,797	n/a	36,817	34,339	95 - 113	325	110,000	85%
	400L-40K7	36,668	n/a	43,836	40,886	86 - 103	426	80,000	80%
	400L-50K7	36,668	n/a	43,836	40,886	86 - 103	426	80,000	80%
400L-57K7	36,668	n/a	43,836	40,886	86 - 103	426	80,000	80%	
B2	384L-40K7	47,269	52,515	56,509	52,706	110 - 132	429	125,000	92%
	384L-50K7	47,269	52,515	56,509	52,706	110 - 132	429	125,000	92%
	384L-57K7	47,269	52,515	56,509	52,706	110 - 132	429	125,000	92%
	590L-40K7	63,437	n/a	75,837	70,733	97 - 116	651	110,000	85%
	590L-50K7	63,437	n/a	75,837	70,733	97 - 116	651	110,000	85%
	590L-57K7	63,437	n/a	75,837	70,733	97 - 116	651	110,000	85%
	800L-40K7	75,531	n/a	90,295	84,218	89 - 106	853	80,000	80%
	800L-50K7	75,531	n/a	90,295	84,218	89 - 106	853	80,000	80%
800L-57K7	75,531	n/a	90,295	84,218	89 - 106	853	80,000	80%	

Size Configuration	Lamp - Color Code	Initial Delivered Lumens (lm)		Efficacy (lm/W)	Input Power (W)	Estd. L ₇₀ LED Life (hrs)	50K Hours Lumen Maintenance factor @25°C
		Type PB Distribution					
A2	300L-40K7	18,661		61	309	110,000	85%
	300L-50K7	19,884		65	309	110,000	85%
	300L-57K7	21,261		69	309	110,000	85%
	390L-40K7	23,844		56	427	80,000	80%
	390L-50K7	25,407		60	427	80,000	80%
	390L-57K7	27,166		64	427	80,000	80%
B2	396L-40K7	29,288		72	412	125,000	92%
	396L-50K7	31,209		76	412	125,000	92%
	396L-57K7	32,384		79	412	125,000	92%
	600L-40K7	37,321		61	618	110,000	85%
	600L-50K7	39,769		65	618	110,000	85%
	600L-57K7	42,522		69	618	110,000	85%
	780L-40K7	47,687		56	854	80,000	80%
	780L-50K7	50,814		60	854	80,000	80%
780L-57K7	54,332		64	854	80,000	80%	

Information above was tested with Type 8 tempered glass lens. Subject to change without notice. Visit www.kenall.com for IES files and additional information.

LUMEN AMBIENT TEMPERATURE (LAT) FACTORS

10°C	15°C	20°C	25°C	30°C	35°C	40°C
1.03	1.02	1.01	1.00	0.99	0.98	0.97



www.kenall.com | P: 800-4-Kenall | F: 262-891-9700 | 10200 55th Street Kenosha, Wisconsin 53144, USA
This product can comply with the latest domestic preference legislation, such as the Buy American Act (BAA), Trade Agreement Act (TAA), Build America, Buy America Act (BABA), and others. It may be covered by patents found at www.kenall.com/patents. Content of specification sheets is subject to change; please consult www.kenall.com for current product details. ©2024 Kenall Mfg. Co.

A brand of Legrand

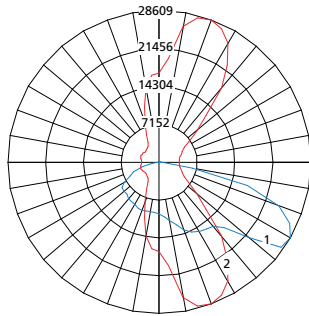
LUXTRAN™
Luminaires for Tunnel Applications

LTS SERIES

PERFORMANCE

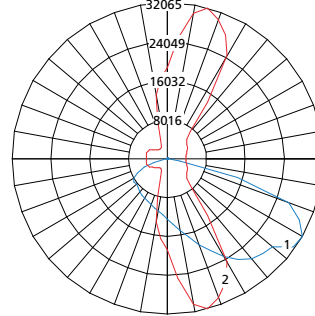
For additional photometry, go to www.kenall.com

Model: LTS-2-384L-40K7



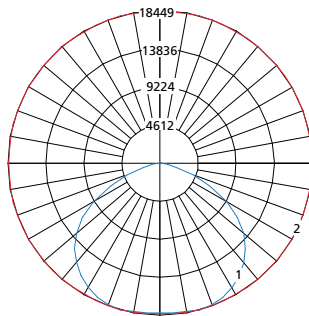
Max Candela = 28609 Located At Horizontal Angle = 70, Vertical Angle = 60
 1 - Vertical Plane Through Horizontal Angles (70 - 250) (Through Max. Cd.)
 2 - Horizontal Cone Through Vertical Angle (60) (Through Max. Cd.)

Model: LTS-2A-384L-40K7



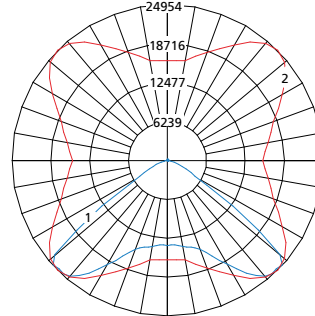
Max Candela = 32065 Located At Horizontal Angle = 75, Vertical Angle = 60
 1 - Vertical Plane Through Horizontal Angles (75 - 255) (Through Max. Cd.)
 2 - Horizontal Cone Through Vertical Angle (60) (Through Max. Cd.)

Model: LTS-5N-384L-40K7



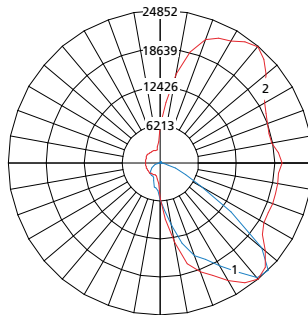
Max Candela = 18449 Located At Horizontal Angle = 75, Vertical Angle = 15
 1 - Vertical Plane Through Horizontal Angles (75 - 255) (Through Max. Cd.)
 2 - Horizontal Cone Through Vertical Angle (15) (Through Max. Cd.)

Model: LTS-5S-384L-40K7



Max Candela = 24954 Located At Horizontal Angle = 45, Vertical Angle = 47.5
 1 - Vertical Plane Through Horizontal Angles (45 - 225) (Through Max. Cd.)
 2 - Horizontal Cone Through Vertical Angle (47.5) (Through Max. Cd.)

Model: LTS-PB-396L-50K7



Max Candela = 24852 Located At Horizontal Angle = 310, Vertical Angle = 45
 1 - Vertical Plane Through Horizontal Angles (310 - 130) (Through Max. Cd.)
 2 - Horizontal Cone Through Vertical Angle (45) (Through Max. Cd.)



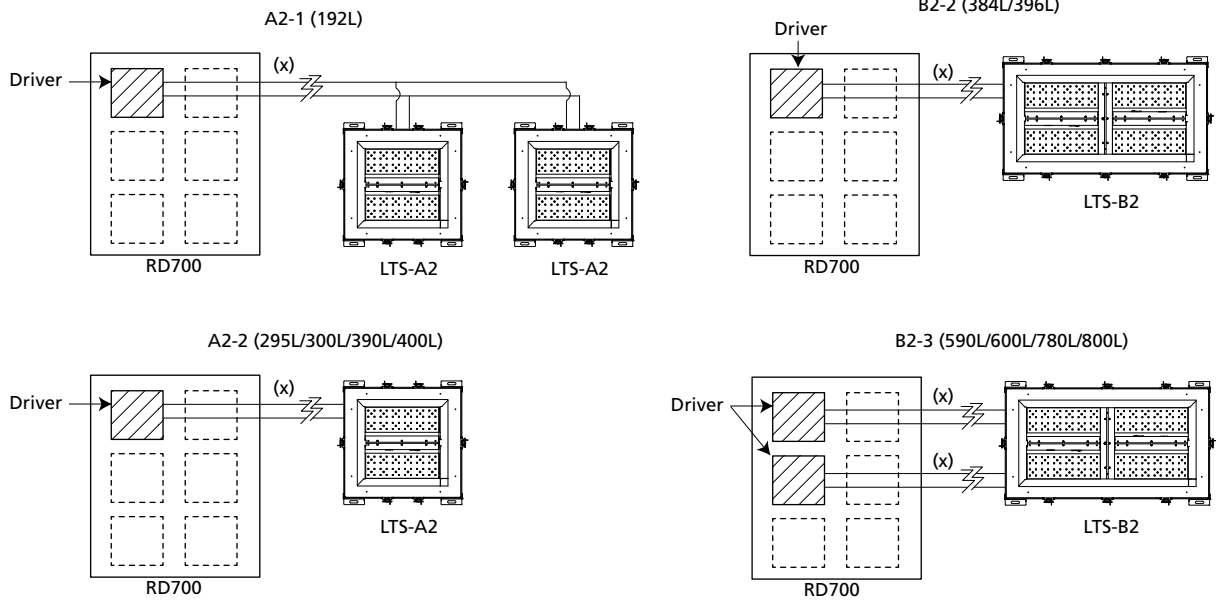
www.kenall.com | P: 800-4-Kenall | F: 262-891-9700 | 10200 55th Street Kenosha, Wisconsin 53144, USA
 This product can comply with the latest domestic preference legislation, such as the Buy American Act (BAA), Trade Agreement Act (TAA), Build America, Buy America Act (BABA), and others. It may be covered by patents found at www.kenall.com/patents. Content of specification sheets is subject to change; please consult www.kenall.com for current product details. ©2024 Kenall Mfg. Co.

A brand of Legrand

LUXTRAN™ Luminaires for Tunnel Applications

LTS SERIES

WIRING SCHEMATICS



CIRCUIT DETAIL

Lamp Power	Size Configuration	Driver Wiring Diagram	(x) Required Driver Output Current
192L	A2	A2-1	1400 mA
295L/300L	A2	A2-2	1050 mA
390L/400L	A2	A2-2	1400 mA
384L/396L	B2	B2-2	1400 mA
590L/600L	B2	B2-3	1050 mA (2)
780L/800L	B2	B2-3	1400 mA (2)

Note: Driver output current selected via RD700 specification sheet (ordered separately).

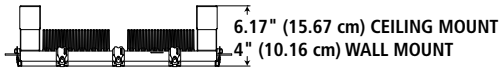


LUXTRAN™ Luminaires for Tunnel Applications

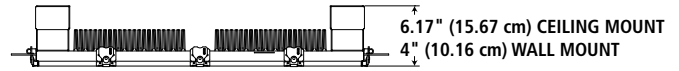
LTS SERIES

DIMENSIONAL DATA

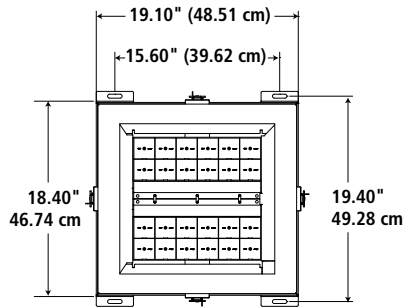
A2 SIDE VIEW



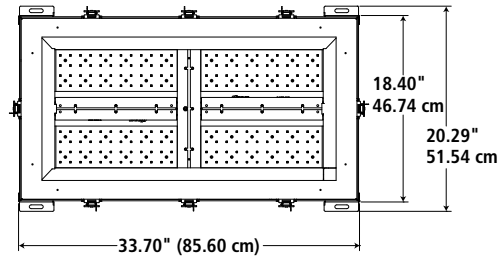
B2 SIDE VIEW



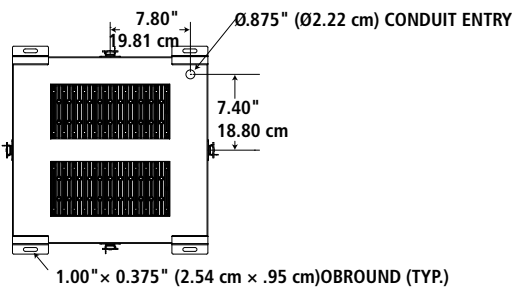
A2 FRONT VIEW



B2 FRONT VIEW



A2 BACK VIEW



B2 BACK VIEW

