


MILLENIUM STRETCH™

MLHA8 SERIES

PRODUCT FEATURES:

- » Surface mount – wall or ceiling; nominal 8"×24", 8"×36" 8"×48", 8"×72", 8"×96"
- » Extruded aluminum housing with decorative end caps
- » Peace of Mind Guarantee® against breakage
- » ADA compliant



PROJECT INFORMATION

Job Name _____

Fixture Type _____

Catalog Number _____

Approved by _____

SPECIFICATIONS

HOUSING: Marine grade aluminum. Extruded body with die-cast end caps. Housing, with end caps, post assembly TGIC polyester powder coat finished – 5-step pre-treatment. See Ordering Information for standard, optional, architectural and custom finishes.

REFLECTOR: Full reflector/wire cover – 92% reflectivity.

LENS: UV-stabilized, high impact extruded clear or pearlescent polycarbonate. Smooth exterior, linear prismatic interior. Nominal thickness .156". Lens securely positioned in body channels and end caps. Lens locked in place with tamper-resistant stainless steel Torx® with center pin fasteners and sealed with closed cell gaskets.

END CAPS: Marine grade die-cast aluminum. Three styles available: Flat, Rounded and Reveal. Conduit and "Wiremold™" ready™ knockouts visible only from interior of end cap (Flat and Rounded styles only).

SOCKETS: Shock-resistant sockets with internal locking collar to ensure positive lamp retention.

HARDWARE: Stainless steel, tamper-resistant Torx T-20 center pin fasteners secure lens in housing body's lens channel (four on 24", 36", and 48" housings; eight on 72" and 96" housings).

ELECTRICAL: **LED:** Available 3500K, 4000K and 5000K color temperatures, 82 CRI. 120-277VAC and 347VAC, 50/60Hz electrical input with serviceable high power factor electronic, constant-current driver (<20% THD, >0.95 PF). Standard 0-10V dimming with 1-100% range and dim-to-dark capabilities, maximum driver source of 330µA. Optional embedded microwave motion sensor (MS) has factory default settings of 20 minute time out, dims down to 30%. **LE:** Class P ballasts. Fluorescent electronic 120/277/347 and dual voltage ballasts high power factor.

INSTALLATION: Standard four-point (24" housing), six-point (36" and 48" housing) and twelve-point (72" and 96" housing) mounting required for Peace of Mind Guarantee®. LED product ambient temperature is -30°C to 40°C, unless otherwise noted.

SENSOR & CONTROLS: Optional sensor available with compatible third party controls. To see the full list of compatible controls, [click here](#).

TEKLINK™ TL50: An independent lighting control system embedded in the luminaire, featuring its own occupancy sensor, daylight harvesting and adjustable time-out/dimming settings.

TEKLINK™ TL100: Centralized, wired zonal occupancy and closed-loop daylight harvesting control system. TL100 controllers are standalone devices and ordered separately for luminaire. [Click here for specifications](#).

PHOTOMETRICS: Photometry tested to the IESNA LM-79-08 standard by an ILAC/ISO17025 accredited laboratory. For additional photometric information, go to www.kenall.com.

WARRANTY: Limited ten (10) year warranty for LED Lamps. [Peace of Mind Guarantee against breakage](#).

LISTINGS: Luminaire is certified to UL standards by Intertek Testing Laboratories for non-IC and Wet Location installations. IP64 rating per IEC60598 – ceiling mount. Corner, horizontal wall and pendant mount installation – damp location only. ADA compliant. Luminaire tested to an IK10 impact protection rating per IEC 60068-2-75:1997-08.



ORDERING INFORMATION (Ex: MLHA8-48-F-MB-PP-45L40K-DCC-DV-FS-9500)

Model	Length	End Cap	Finish	Lens	Lamp Qty	Lamp Type	Ballast/Driver	Circuit Qty	Voltage	Options	Accessories	TekLink	Controls Kit
MLHA8													
Length	Lamp Type	Circuit Quantity (n/a with LED)	Accessories										
24 2'	2' Lengths	1 One	CMB† Corner Mount Bracket										
36 3'	25L35K 25 Watt 3500K LED	2† Two (2 Ballast minimum)	(Must be ordered with DL Option)										
48 4'	25L40K 25 Watt 4000K LED												
72 Two 3' (factory connected)	25L50K 25 Watt 5000K LED	Voltage	TekLink										
96 Two 4' (factory connected)	14 F14T5 (rapid start only)	120 120 Volts	TL50* TL50 Control System (n/a with 347V)										
	17 F17T8	277 277 Volts	(Click here for specifications)										
	24* F24T5HO (rapid start only)	347 347 Volts	TL100 TL100 Control System										
End Caps		DV 120-277 Volts	(Click here for specifications)										
F Flat		Options											
R Rounded	3' Lengths	EL*•§ 500 Minimum Lumen Battery Pack											
RV Reveal	21 F21T5 (rapid start only)	(90 Minutes; 32°F Starting Temp)											
	25 F25T8	PEL*•§ 1100 Minimum Lumen Battery Pack											
	39 F39T5HO (rapid start only)	(90 Minutes; 32°F Starting Temp)											
Finish	4' Lengths	LEL Integral 10W Emergency Battery Backup											
LG Light Gray	45L35K 45 Watt 3500K LED	(4' length only, 45L max, 0°C minimum operating temperature, n/a with 347V)											
MB Matte Black	45L40K 45 Watt 4000K LED	CDF Captive Diffuser Fasteners											
MW Matte White	45L50K 45 Watt 5000K LED	DL Damp Location (Interior use NO gasketing)											
CC Custom Color (Consult Factory)	67L35K 67 Watt 3500K LED	FS Single Fuse & Holder (one per circuit)											
	67L40K 67 Watt 4000K LED	NAT§ Natatorium Environment Option											
Lens	67L50K 67 Watt 5000K LED	PH Phillips Head Fasteners											
CP• Clear Polycarbonate	90L35K 90 Watt 3500K LED	PM§† Pendant Mount (Max. 3/8NPT stems by others; damp only)											
PP Pearlescent Polycarbonate	90L40K 90 Watt 4000K LED	UC§• Uplight Component (Pendant Mount only; stems by others; damp only)											
	90L50K 90 Watt 5000K LED	MS Motion Sensor (2' and 4' LED only) (n/a with 347 Voltage Option)											
Lamp Quantity (Cross Section)•	28 F28T5 (rapid start only)	NLW∞ 2700K White LED Night Light											
1 One	32 F32T8	NLA∞ Amber LED Night Light											
2 Two	54 F54T5HO (rapid start only)												
3 Three (T8 or T5 only)	54A F54T5HO amalgam (rapid start only)												
	Ballast/Driver Type												
	IS Instant Start Electronic <10% THD (T8)												
	RS Rapid Start Electronic <10% THD (T8,T5,T5HO)												
	SB Specified Ballast												
	DCC Dimming Constant Current (LED)												



www.kenall.com | P: 800-4-Kenall | F: 262-891-9700 | 10200 55th Street Kenosha, Wisconsin 53144, USA
 This product is able to comply with the latest domestic preference legislation, such as the Buy American Act (BAA), Trade Agreement Act (TAA), Build America, Buy America Act (BABA), and others. It may be covered by patents found at www.kenall.com/patents. Content of specification sheets is subject to change; please consult www.kenall.com for current product details. ©2024 Kenall Mfg. Co.

A brand of **Legrand**
 Build America, Buy America

MILLENNIUM STRETCH™

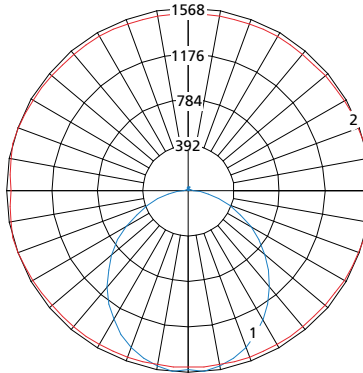
MLHA8 SERIES

PERFORMANCE

Length	Lamp Type	Initial Delivered Lumens		Input Power (W)	Drive Current (mA)	Estd. L70 LED Life (Hrs)
		@ 25°C	Efficacy (lm/W)			
2'	25L35K	2,379	95	25	100	150,000
	25L40K	2,536	101	25	100	150,000
	25L50K	2,536	101	25	100	150,000
4'	45L35K	4,758	97	49	100	150,000
	45L40K	5,072	104	49	100	150,000
	45L50K	5,072	104	49	100	150,000
	67L35K	7,284	100	73	75	150,000
	67L40K	7,765	106	73	75	150,000
	67L50K	7,765	106	73	75	150,000
	90L35K	9,252	94	98	100	150,000
	90L40K	9,864	101	98	100	150,000
	90L50K	9,864	101	98	100	150,000

Information above is valid for the recommended Type PP lens type and is subject to change without notice. Visit www.kenall.com for IES files and additional information.

Model: MLHA8-48-F-MW-PP-45L40K-DCC-DV

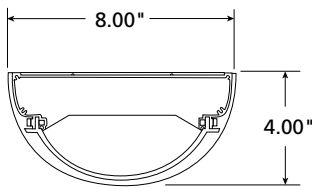


Maximum Candela = 1568 Located At Horizontal Angle = 15, Vertical Angle = 5

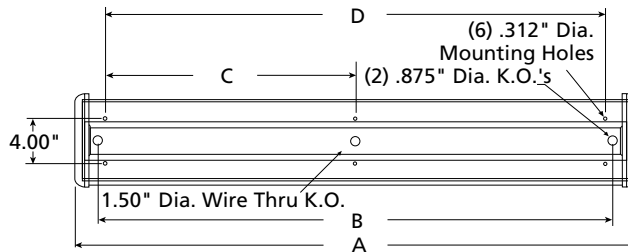
- 1 - Vertical Plane Through Horizontal Angles (15-195) (Through Max. Cd.)
- 2 - Horizontal Cone Through Vertical Angle (5) (Through Max. Cd.)

DIMENSIONAL DATA

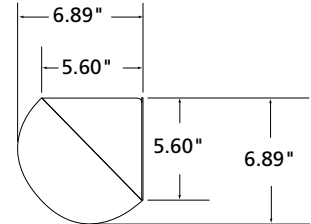
CROSS SECTION/DETAILS



MOUNTING HOLES



CORNER MOUNT BRACKET



Nominal Two Foot Fixture Legend

LMP End Cap	A	B	C	D
T8 R	26.524	22.312	N/A	21.000
T8 F	25.308	22.312	N/A	21.000
T8 RV	28.632	22.312	N/A	21.000
T5 R	24.940	20.728	N/A	20.875
T5 F	23.724	20.728	N/A	20.875
T5 RV	27.048	20.728	N/A	20.875

Nominal Three Foot Fixture Legend

LMP End Cap	A	B	C	D
T8 R	38.524	34.312	16.500	33.000
T8 F	34.312	34.312	16.500	33.000
T8 RV	40.632	34.312	16.500	33.000
T5 R	36.751	32.540	16.344	32.688
T5 F	35.535	32.540	16.344	32.688
T5 RV	38.859	32.540	16.344	32.688

Nominal Four Foot Fixture Legend

LMP End Cap	A	B	C	D
T8/LED R	50.524	46.312	22.500	45.000
T8/LED F	49.308	46.312	22.500	45.000
T8/LED RV	52.632	46.312	22.500	45.000
T5 R	48.562	44.350	22.250	44.500
T5 F	47.346	44.350	22.250	44.500
T5 RV	50.670	44.350	22.250	44.500



www.kenall.com | P: 800-4-Kenall | F: 262-891-9700 | 10200 55th Street Kenosha, Wisconsin 53144, USA
 This product is able to comply with the latest domestic preference legislation, such as the Buy American Act (BAA), Trade Agreement Act (TAA), Build America, Buy America Act (BABA), and others. It may be covered by patents found at www.kenall.com/patents. Content of specification sheets is subject to change; please consult www.kenall.com for current product details. ©2024 Kenall Mfg. Co.

A brand of Legrand