

# MILLENNIUM EDGE™

## MR13/MR17 SERIES – FLAT FACE SEMI-RECESSED

### PRODUCT FEATURES:

- » Semi-recessed mount – ceiling or wall; nominal 13" Dia. x 2"D (MR13FFR), 17" Dia. x 2"D (MR17FFR)
- » Peace of Mind Guarantee® against breakage available
- » Dust and water protected to IP64 standards
- » Full cut-off for IDA-Approved™ Dark Sky installations - Ceiling Mount only
- » ADA compliant



### PROJECT INFORMATION

Job Name \_\_\_\_\_

Fixture Type \_\_\_\_\_

Catalog Number \_\_\_\_\_

Approved by \_\_\_\_\_

### SPECIFICATIONS:

**HOUSING (SERIES PP,ND,CO):** Die-cast aluminum with integral heat sinks. Marine grade aluminum housing flange interlocks to lens base producing maximum moisture deflection and resistance to prying. Standard matte black, dark bronze or matte white exterior TGIC polyester powder coat – 5-step pre-treatment.

**HOUSING (SERIES NL,CC):** 18-gauge CRS housing with marine grade cast aluminum housing flange. Housing flange interlocks to lens base producing maximum moisture deflection and resistance to prying. Standard black or white exterior TGIC polyester powder coat – 5-step pre-treatment. Dark bronze optional finish.

**REFLECTOR:** Full reflector/wire cover – 92% reflectivity.

**LENS:** UV-stabilized, high impact resistant, virgin injection molded polycarbonate. Close tolerance push/turn/lock-in-place mating of injection molded lens and lens base. Lens and lens base secured with one concealed captive Torx® with center pin fastener.

**LENS BASE:** Marine grade die-cast aluminum. Standard matte black, matte white or optional dark bronze exterior TGIC polyester powder coat – 5-step pre-treatment.

**GASKETING:** Closed cell, silicone "O" ring gaskets positioned in gasket channels of lens base and housing.

**HARDWARE:** One stainless steel Torx® T-20 with center pin fastener.

**ELECTRICAL:** Available in 3500K, 4000K, and 5000K color temperatures, 80 CRI. 120-277VAC, 50/60Hz electrical input with high power factor electronic, constant-current driver (>.90 PF). Standard 0-10V dimming with 1-100% range; maximum driver source of 200 µA.

**SENSOR & CONTROLS:** Optional sensor available with compatible third party controls. To see the full list of compatible controls, [click here](#).

**INSTALLATION:** See [Technical Sheets](#) for semi-recessed installation details, mounting options and rough-in box part number.

**PHOTOMETRICS:** Photometry tested to the IESNA LM-79-08 standard by an ILAC/ISO17025 accredited laboratory. For additional photometric data, please go to [www.kenall.com](http://www.kenall.com).

**WARRANTY:** Limited five (5) year LED warranty. [Peace of Mind Guarantee against breakage](#).

**LISTINGS:** Luminaire is certified to UL Standards by either Underwriters Laboratory or Intertek Testing Laboratory for Wet Location (listing includes Emergency Battery Pack "LEL" option). UL certified IP64 per IEC 60598. IESNA-designated full cut-off. IESNA designated "Full Cutoff" when ceiling mounted. Luminaire tested to an IK10 impact protection rating per IEC 60068-2-75:1997-08.



### ORDERING INFORMATION (Ex: MR13FFR-ND-PP-DB-20L50K-DV)

Model	Mounting Type	Lens Type	Finish	Lamp Type	Voltage	Options
		<b>PP</b>				
<b>Model</b>			<b>Finish</b>			<b>Options</b>
MR13FFR 13" Dia.			DB Dark Bronze			LEL† LED Emergency Battery Backup (n/a with 347V)
MR17FFR 17" Dia.			MB Matte Black			20KV† 20KV/KA Surge Protection per IEEE/ANSI C62.41.2 Cat. A
			MW Matte White			FS Single Fuse & Holder
<b>Mounting Type</b>				<b>Lamp Type</b>		NAT Natatorium Environment Option
PP Pour-in-Place or Masonry				MR13FFR		
ND Non IC (Deep Profile)				10L35K 10 Watt 3500K LED		* Ceiling Mounting Only
NL Non IC (Low Profile)				10L40K 10 Watt 4000K LED		† LEL and 20KV options not available in conjunction
CC* Canopy (Covered Top)				10L50K 10 Watt 5000K LED		
CO* Canopy (Open Top)				20L35K 20 Watt 3500K LED		
				20L40K 20 Watt 4000K LED		
<b>Lens Type</b>				20L50K 20 Watt 5000K LED		
PP Pearlescent Polycarbonate				MR17FFR		
				15L35K 15 Watt 3500K LED		
				15L40K 15 Watt 4000K LED		
				15L50K 15 Watt 5000K LED		
				25L35K 25 Watt 3500K LED		
				25L40K 25 Watt 4000K LED		
				25L50K 25 Watt 5000K LED		
				<b>Voltage</b>		
				347 347 Volts		
				DV 120-277 Volts		



www.kenall.com | P: 800-4-Kenall | F: 262-891-9700 | 10200 55th Street Kenosha, Wisconsin 53144, USA  
 This product is able to comply with the latest domestic preference legislation, such as the Buy American Act (BAA), Trade Agreement Act (TAA), Build America, Buy America Act (BABA), and others. It may be covered by patents found at [www.kenall.com/patents](http://www.kenall.com/patents). Content of specification sheets is subject to change; please consult [www.kenall.com](http://www.kenall.com) for current product details. ©2024 Kenall Mfg. Co.

A brand of **Legrand**

# MILLENIUM EDGE™

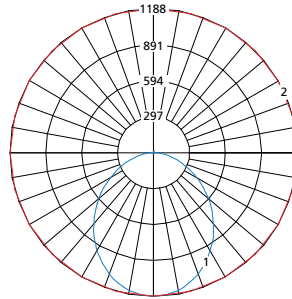
## MR13/MR17 SERIES – FLAT FACE SEMI-RECESSED

### PERFORMANCE

Model	Lamp Type	Initial Delivered Lumens		Input Power (W)	Drive Current (mA)	Estd. L70 LED Life (hrs)
		@ 25°C (lm)	Efficacy (lm/W)			
MR13FFR	10L35K	1,111	86	13	94	130,000
	10L40K	1,111	86	13	94	130,000
	10L50K	1,212	94	13	94	130,000
	20L35K	2,145	91	24	94	130,000
	20L40K	2,145	91	24	94	130,000
	20L50K	2,338	99	24	94	130,000
MR17FFR	15L35K	2,006	102	20	40	130,000
	15L40K	2,006	102	20	40	130,000
	15L50K	2,187	111	20	40	130,000
	25L35K	2,941	100	29	63	130,000
	25L40K	2,941	100	29	63	130,000
	25L50K	3,206	109	29	63	130,000

Info subject to change. Visit [www.kenall.com](http://www.kenall.com) for IES files and additional information.

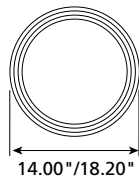
Model: MR17FFR-PP-MW-25L40K-DCC-DV



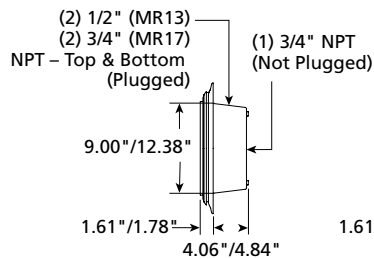
Max Candela = 1188 Located At Horizontal Angle = 0, Vertical Angle = 0  
 — 1 - Vertical Plane Through Horizontal Angles (0-180) (Through Max. Cd.)  
 — 2 - Horizontal Cone Through Vertical Angle (0) (Through Max. Cd.)

### DIMENSIONAL DATA

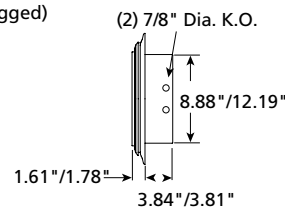
CROSS SECTION  
MR13FFR / MR17FFR



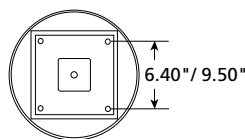
PP, ND & CO SIDE VIEW



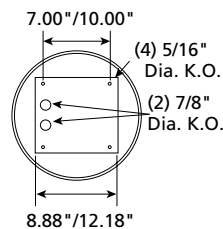
NL, CC SIDE VIEW



PP, ND & CO BACK VIEW



NL, CC BACK VIEW



[www.kenall.com](http://www.kenall.com) | P: 800-4-Kenall | F: 262-891-9700 | 10200 55th Street Kenosha, Wisconsin 53144, USA  
 This product is able to comply with the latest domestic preference legislation, such as the Buy American Act (BAA), Trade Agreement Act (TAA), Build America, Buy America Act (BABA), and others. It may be covered by patents found at [www.kenall.com/patents](http://www.kenall.com/patents). Content of specification sheets is subject to change; please consult [www.kenall.com](http://www.kenall.com) for current product details. ©2024 Kenall Mfg. Co.

A brand of **Legrand**