

ENVIROPRO™

EPLB SERIES

PROJECT INFORMATION

Job Name _____
 Fixture Type _____
 Catalog Number _____
 Approved by _____

PRODUCT FEATURES:

- » Classic industrial high-bay luminaire design aesthetic with modern lamp technology
- » Suitable for applications requiring higher vertical illuminance levels
- » Available with up to 28% uplight, depending on model
- » Multiple flux and lamp color options



SPECIFICATIONS

HOUSING: Marine-grade die-cast aluminum construction on 16" and 22" models with convective fins for efficient thermal transfer from junction to ambient. Spun aluminum outer housing on 12" model with internal aluminum heatsink. Sealed center hub for pendant or hook & loop mounting.

REFLECTOR/LENS ASSEMBLY: **REFLECTOR (ACA, ACP, AO):** .063" corrosion-resistant spun aluminum reflector, sealed to housing with continuous closed-cell gasket. Standard gloss white high-reflectance TGIC polyester powder coat on spun reflector with 5-stage pre-treatment. Reflectance 90%. Salt spray test: 1,000 hours. For additional reflector finishes, see Ordering Options below. **RMH Option:** Finish matches housing finish only—inside will remain gloss white. **REFRACTOR (CA, CP):** Clear prismatic UV-stabilized acrylic or polycarbonate reduces contrast and improves uniformity utilizing its inherent upright component, sealed to housing with continuous closed-cell gasket. **REFRACTOR (PPA):** Pearlescent Prismatic UV-stabilized acrylic providing specifically tailored uplight and downlight levels, sealed to housing with continuous closed-cell gasket. **ENCLOSED (E):** Available with either a spun aluminum reflector or acrylic/polycarbonate refractor, and a clear prismatic acrylic or polycarbonate drop (bottom) lens.

ELECTRICAL: High-brightness LED array. See ordering information for color temperature and CRI options. 70 CRI minimum. 120-277VAC, or 347VAC, 50/60Hz electrical input. Replaceable high power factor electronic, constant-current driver (<10% THD, >0.90PF). Minimum 85% driver efficiency. Standard 0-10V dimming with 3-100% (1% on EPLB12) range, 5mA max. source current.

TEKLINK™ TL100: Centralized, wired zonal occupancy and closed-loop daylight harvesting control system. TL100 controllers are standalone devices and ordered separately for luminaire. [Click here for specifications.](#)

INSTALLATION: Tool-free lamp access. **LOOP HANGER:** Top hub with loop style hanger and 6' black power cord. IP65 sealed connector. Hook by others. Center of gravity along center axis of luminaire. **PENDANT:** Sealed threaded hub supplied for ½" diameter rigid pendant (12" size) and ¾" diameter rigid pendant (16"/22" size). Pendant components by others. Ambient temperature rating is -40°C to 40°C (55°C on 47L/94L).

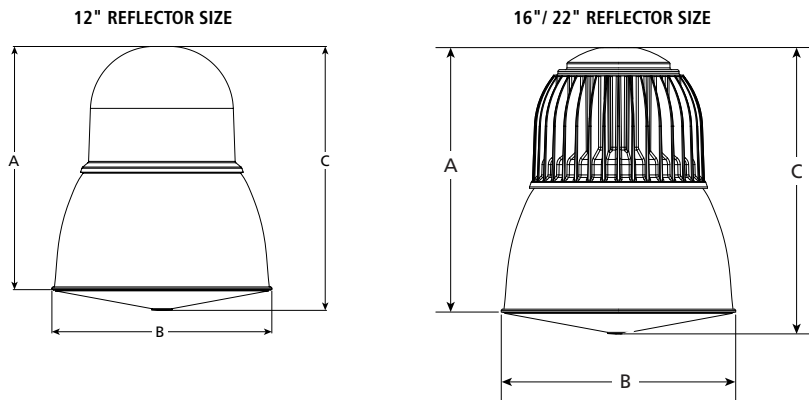
PHOTOMETRICS: Photometry tested to the IESNA LM-79-08 standard by an ILAC/ISO17025 accredited laboratory. For additional photometric data, please go to www.kenall.com.

WARRANTY: Limited five (5) year warranty for defects resulting in a fixture lumen depreciation of 30% or greater.

LISTINGS: Listed to UL Standards by Intertek Testing Laboratory for Wet Location (Enclosed) and Dry Location (Open). Enclosed version rated IP65 per IEC 60598. Enclosed version certified to NSF2 Splash/Non-Food Zone. DesignLights Consortium® (DLC) qualified product. Not all versions of this product may be DLC listed. Please check the DLC Qualified Products List [here](#) for listed configuration details.



DIMENSIONAL DATA



DIMENSIONAL DATA (IN INCHES)

	A	B	C
12"	12.98	12.46	14.71
16"	17.93	16.22	19.46
22"	21.96	22.46	23.96



www.kenall.com

P: 800-4-Kenall

F: 262-891-9701

10200 55th Street Kenosha, Wisconsin 53144

When you see this image, you will know the Kenall product shown or described is designed and manufactured in the USA with components purchased from US suppliers, and meets the Buy American requirements under the ARRA. Kenall has not determined the origin of its domestically purchased components or the subcomponents thereof. May be covered by patents found at www.kenall.com/patents. Content of specification sheets is subject to change; please consult www.kenall.com for current product details. © 2016 Kenall Mfg. Co. All rights reserved.

ENVIROPRO™

ORDERING INFORMATION (Ex: EPLB-22-E-CA-ALG-192L-40K7-DCC-120)

PROJECT INFORMATION

Job Name _____
 Fixture Type _____
 Catalog Number _____
 Approved by _____

Model	Size	Enclosure Type	Mount Type	Lens/Refl/Refr	Finish	Lamp Power	Lamp Color	Driver Type	Voltage	Options	
EPLB								DCC			
Reflector Size				Housing Finish				Driver Type			
12	12" Nominal Diameter			ALG	Antimicrobial Low Gloss White			DCC	Dimming Constant-Current LED Driver (0-10V)		
16	16" Nominal Diameter			BR	Bronze			Voltage			
22	22" Nominal Diameter			CS	Cool Satin Painted Aluminum			DV	120-277 Volts		
Enclosure Type				DB	Dark Bronze			347	347 Volts		
E	Enclosed (IP65/Wet Location)			FG	Forest Green			Options			
O	Open (Dry Location)			GW	Gloss White			LELC §	Ceiling Mounted LED Emergency Battery Backup (to view dimensional drawing click here)		
Mounting Type				LG	Light Gray			LELP §	Pendant Mounted LED Emergency Battery Backup (to view dimensional drawing click here)		
HL	Loop Hanger with 6' Black Cord and IP65-Rated Quick-Disconnect Plug			MB	Matte Black			FS	Single Fuse & Holder		
PM	Pendant Mount (by others)			MW	Matte White			NAT	Natorium Environment (n/a with Loop Hanger (HL) on the EPLB12)		
Lens/Reflector/Reflector Type				WS	Warm Satin Aluminum			PM24 †	Pendant Mount, Single Pendant (to view image details click here)		
ACA †	Spun Aluminum Reflector w/Clear Acrylic Drop Lens (Enclosure Type E only)			CC	Custom Color			SCH	Safety Chain & Hanger (n/a with PM Mount)		
ACP †	Spun Aluminum Reflector w/Clear PC Drop Lens (Enclosure Type E only)			Lamp Power				WG *	Wire Guard		
AO †	Open Spun Aluminum Reflector (Enclosure Type O only)			12"				RMH †	Reflector Matches Housing		
CA	Clear Prismatic Acrylic Refractor			17L	17 Watt LED			TL100	TekLink TL100 Control System (Click here for specifications)		
PPA	Pearlescent Prismatic Acrylic Refractor			16"				‡ Damp Location when ordered with Enclosure Type 'E' Cannot be combined with 'NAT' Option Available only with 'PM' Mounting Type			
CP	Clear Prismatic Polycarbonate Refractor			47L	47 Watt LED			• 24" standard length. Consult factory for custom lengths.			
NOTE: When the PPA Lens/Refractor is selected in conjunction with the E Enclosure type, the front/bottom lens comes in clear prismatic acrylic.				94L	94 Watt LED			† Standard reflector is gloss white inside & outside. With RMH Option, spun reflector finish will match Housing Finish selection outside only			
				144L	144 Watt LED			§ Available only with 'PM' Mounting Type			
				192L	192 Watt LED			* n/a with EPLB12			
				22"							
				94L	94 Watt LED						
				144L	144 Watt LED						
				192L	192 Watt LED						
				Lamp Color							
				30K8	3000K/80CRI min						
				30K9	3000K/90CRI min						
				35K8	3500K/80CRI min						
				35K9	3500K/90CRI min						
				40K7	4000K/70CRI min						
				40K8	4000K/80CRI min						
				50K7	5000K/70CRI min						



www.kenall.com

P: 800-4-Kenall

F: 262-891-9701

10200 55th Street Kenosha, Wisconsin 53144

When you see this image, you will know the Kenall product shown or described is designed and manufactured in the USA with components purchased from US suppliers, and meets the Buy American requirements under the ARRA. Kenall has not determined the origin of its domestically purchased components or the subcomponents thereof. May be covered by patents found at www.kenall.com/patents. Content of specification sheets is subject to change; please consult www.kenall.com for current product details. © 2016 Kenall Mfg. Co. All rights reserved.

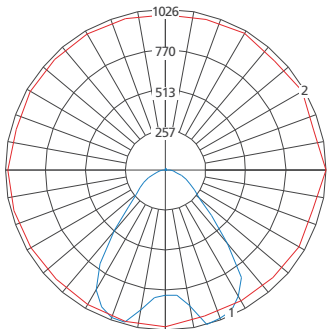
EPLB SERIES – TECHNICAL DATA

PERFORMANCE

Reflector Size	Lamp Code	Flux @ 25C, By Optic Type (lm)		Efficacy (lm/W)	Input Power (W)	Estd. L ₇₀ LED Life (Hrs)	Reflector Size	Lamp Code	Flux @ 25C, By Optic Type (lm)		Efficacy (lm/W)	Input Power (W)	Estd. L ₇₀ LED Life (Hrs)
		E-CA	E-ACA						E-CA	E-ACA			
12	17L-50K7	2,247		102	22	125,000	22	94L-50K7	12,366	9,697	92 - 118	106	150,000
	17L-40K7	2,241		102	22	125,000		94L-40K7	12,335	9,673	91 - 117	106	150,000
	17L-40K8	2,099		95	22	125,000		94L-40K8	11,555	9,061	86 - 110	106	150,000
	17L-35K8	2,009		91	22	125,000		94L-35K8	11,058	8,671	82 - 105	106	150,000
	17L-35K9	1,375		63	22	125,000		94L-35K9	7,571	5,937	56 - 72	106	150,000
	17L-30K8	2,009		91	22	125,000		94L-30K8	11,058	8,671	82 - 105	106	150,000
	17L-30K9	1,375		63	22	125,000		94L-30K9	7,571	5,937	56 - 72	106	150,000
	16	94L-50K7	10,485	9,151	88 - 107	100		125,000	144L-50K7	18,370	14,405	89 - 114	162
94L-40K7		10,459	9,128	88 - 107	100	125,000		144L-40K7	18,324	14,369	89 - 114	162	125,000
94L-40K8		9,798	8,551	82 - 100	100	125,000		144L-40K8	17,166	13,461	83 - 107	162	125,000
94L-35K8		9,376	8,183	79 - 96	100	125,000		144L-35K8	16,427	12,882	80 - 102	162	125,000
94L-35K9		6,419	5,603	54 - 65	100	125,000		144L-35K9	11,247	8,820	54 - 70	162	125,000
94L-30K8		9,376	8,183	79 - 96	100	125,000		144L-30K8	16,427	12,882	80 - 102	162	125,000
94L-30K9		6,419	5,603	54 - 65	100	125,000		144L-30K9	11,247	8,820	54 - 70	162	125,000
144L-50K7		15,654	13,662	84 - 102	162	125,000		192L-50K7	24,005	18,824	90 - 116	209	105,000
144L-40K7		15,615	13,628	84 - 102	162	125,000		192L-40K7	23,945	18,777	90 - 115	209	105,000
144L-40K8		14,628	12,766	79 - 95	162	125,000		192L-40K8	22,431	17,590	84 - 108	209	105,000
144L-35K8		13,998	12,217	75 - 91	162	125,000		192L-35K8	21,466	16,833	81 - 103	209	105,000
144L-35K9		9,584	8,365	52 - 63	162	125,000		192L-35K9	14,697	11,525	55 - 71	209	105,000
144L-30K8		13,998	12,217	75 - 91	162	125,000		192L-30K8	21,466	16,833	81 - 103	209	105,000
144L-30K9		9,584	8,365	52 - 63	162	125,000		192L-30K9	14,697	11,525	55 - 71	209	105,000
192L-50K7		20,411	16,569	79 - 103	210	105,000							
192L-40K7		20,360	16,527	79 - 103	210	105,000							
192L-40K8		19,073	15,482	74 - 96	210	105,000							
192L-35K8		18,252	14,816	71 - 92	210	105,000							
192L-35K9		12,497	10,144	48 - 63	210	105,000							
192L-30K8		18,252	14,816	71 - 92	210	105,000							
192L-30K9	12,497	10,144	48 - 63	210	105,000								

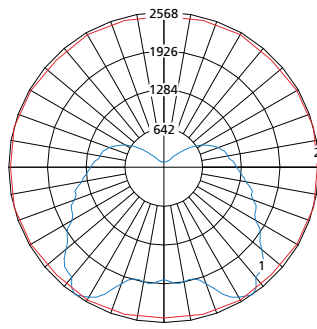
Displayed information is for selected luminaires only. Information is subject to change without notice. Visit www.kenall.com for IES files and additional information.

Model: EPLB-12-E-CA-MW-17L-40K7-DCC-DV



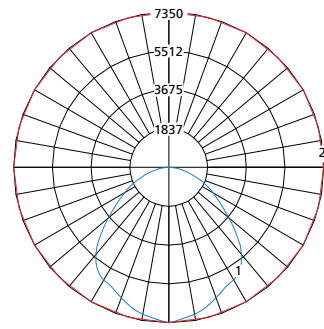
Max Candela = 1027 Located At Horiz. Angle = 0, Vertical Angle = 15
 — 1 - Vertical Plane Through Horiz. Angles (0-180) (Through Max. Cd.)
 — 2 - Horizontal Cone Through Vert. Angle (15) (Through Max. Cd.)

Model: EPLB-16-E-CA-GW-144L-40K7-DCC-DV



Max Candela = 2568 Located At Horiz. Angle = 15, Vertical Angle = 35
 — 1 - Vertical Plane Through Horiz. Angles (15-195) (Through Max. Cd.)
 — 2 - Horizontal Cone Through Vert. Angle (35) (Through Max. Cd.)

Model: EPLB-22-E-ACA-GW-192L-40K7-DCC-DV



Max Candela = 6915 Located At Horiz. Angle = 0, Vertical Angle = 0
 — 1 - Vertical Plane Through Horiz. Angles (0-180) (Through Max. Cd.)
 — 2 - Horizontal Cone Through Vert. Angle (0) (Through Max. Cd.)



www.kenall.com

P: 800-4-Kenall

F: 262-891-9701

10200 55th Street Kenosha, Wisconsin 53144

When you see this image, you will know the Kenall product shown or described is designed and manufactured in the USA with components purchased from US suppliers, and meets the Buy American requirements under the ARRA. Kenall has not determined the origin of its domestically purchased components or the subcomponents thereof. May be covered by patents found at www.kenall.com/patents. Content of specification sheets is subject to change; please consult www.kenall.com for current product details. © 2016 Kenall Mfg. Co. All rights reserved.