

MILLENIUM FINITE™

FN SERIES – 24 HOUR SHIP PROGRAM

PRODUCT FEATURES:

- » Full cut-off LED wall-pack with classic design aesthetic
- » Type II, III and IV optical distribution options
- » High-efficiency, high-power LED sources
- » Available two-circuit and cold-weather battery pack options
- » Peace of Mind Guarantee®



PROJECT INFORMATION

Job Name _____

Fixture Type _____

Catalog Number _____

Approved by _____

SPECIFICATIONS

HOUSING: High-impact resistant, UV-stabilized injection molded polycarbonate. Marine-grade die-cast aluminum driver housing.

DOOR: High-impact resistant, UV-stabilized injection molded polycarbonate with detachable hinge. Secured to housing with four (4) captive, recessed Torx® (or optional Phillips head) stainless steel screws. Lens sealed with closed-cell silicone gasket and secured to door frame with heavy gauge stainless steel brackets.

GASKETING: Closed cell, silicone "O" ring gasket seals joint between polycarbonate housing and die-cast aluminum driver housing and joint between polycarbonate housing and polycarbonate lens frame assembly. Thick gauge, die-cut, closed cell neoprene with self-adhesive gasket seals joint between housing and mounting surface or accessory surface conduit adapter.

ELECTRICAL: Serviceable high-brightness LED array. 4000K color temperature, 70 CRI. 120-277 VAC or 347VAC 50/60Hz single-phase input; constant-current dimming driver; <10% THD, >0.95 PF. Minimum 85% electrical efficiency. 0-10V dimming protocol with 1-100% range, 200µA source current. Replaceable surge suppressor rated to 10kA/kV per IEEE/ANSI C62.41 Cat. A. EMC compliant with FCC 47 CFR Part 15, Class A.

INSTALLATION: Fixture is factory pre-wired and includes gasketed, 16-gauge stainless steel quick mounting plate. Once four-point mounted to wall (required for Peace of Mind Guarantee®) or accessory surface conduit adapter, allows quick mounting with hook-and-lock mechanism. Quick mounting plate bolts to wall (fasteners by other), fixture attaches to mounting plate with two (2) captive Torx® (or optional Phillips head) screws, which are concealed but accessible from bottom. Suitable for -40°C to 40°C environments, except as noted in Ordering Information.

SURFACE CONDUIT ADAPTER (ACCESSORY): Marine-grade die-cast aluminum construction includes die-cut gaskets and two ¾" threaded connection ports. Once four-point mounted to wall (required for Peace of Mind Guarantee®) allows same quick mounting (hook-and-lock) capability as described in the Installation section above.

PHOTOMETRICS: Photometry tested to the IESNA LM-79-08 standard by an ILAC/ISO17025 accredited laboratory. For additional photometric information, go to www.kenall.com.

WARRANTY: One (1) year warranty against defects in materials and workmanship. Five (5) year warranty on LED lamps and driver for defects resulting in a fixture lumen depreciation of 30% or greater.

LISTINGS: Luminaire is certified to UL Standards by either Underwriters Laboratory or Intertek Testing Laboratory for Wet Location. UL certified IP65 per IEC 60598. IESNA-designated full cut-off. IDA-Approved™ Dark-Sky Friendly Fixture.



ORDERING INFORMATION (Ex: FN15-4-7-DB-47L-40K7-DV)

Model	Optic System	Lens Type	Finish	Lamp Power	Lamp Color	Voltage			
FN15	4	7	DB	47L	40K7	DV			
Model FN15	15" Full Cutoff	Lens Type 7	.187" Clear Polycarbonate	Lamp Power 47L	47 Watt LED	Lamp Color 40K7	4000K, 70 CRI	Voltage DV	120-277 Volts
Optic System 4	Type IV	Finish DB	Dark Bronze						



www.kenall.com

P: 800-4-Kenall

F: 262-891-9701

10200 55th Street Kenosha, Wisconsin 53144

When you see this image, you will know the Kenall product shown or described is designed and manufactured in the USA with components purchased from US suppliers, and meets the Buy American requirements under the ARRA. Kenall has not determined the origin of its domestically purchased components or the subcomponents thereof. May be covered by patents found at www.kenall.com/patents. Content of specification sheets is subject to change; please consult www.kenall.com for current product details. © 2015 Kenall Mfg. Co. All rights reserved.

FN15-032216

MILLENNIUM FINITE™

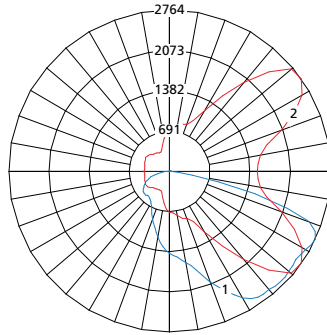
FN SERIES – Technical Data

PERFORMANCE

		Initial Delivered Lumens (lm)				
Model	Lamp Type	Type 4	Efficacy (lm/W)	Input Power (W)	Drive Current (mA)	Estd. L70 LED Life (hrs)
FN15	47L40K7	5695	104	55	700	100,000

Information above was tested with the Clear Polycarbonate lens. Subject to change without notice. Visit www.kenall.com for IES files and additional information.

Model: FN15-4-7-DB-47L-40K7-DV

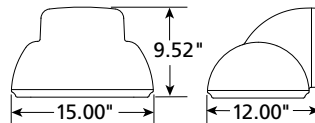


Maximum Candela = 2764 Located At Horizontal Angle = 35, Vertical Angle = 65

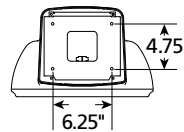
- 1 - Vertical Plane Through Horizontal Angles (35-215) (Through Max. Cd.)
- 2 - Horizontal Cone Through Vertical Angle (65) (Through Max. Cd.)

DIMENSIONAL DATA

CROSS SECTION



MOUNTING HOLES



SURFACE ADAPTER

