

MEDMASTER™ Surgical Suite Luminaires

M4SEDI SERIES – Green & White LED

PRODUCT FEATURES:

- » Green LED circuit creates an application optimized spectrum for increased visual acuity with no transmission loss due to filters
- » Diffused high-efficiency lens for reduced glare
- » Symmetric, asymmetric/symmetric and full asymmetric optic distributions with uniform lens appearance
- » Universal housing accommodates either flange or grid applications
- » One-piece sealed housing; smooth exterior doorframe and lens for infection control and simplified cleaning protocols
- » Radiated and conducted emissions controlled as per MIL-STD-461G
- » For M4SEDI with all White LEDs, [click here](#)



PROJECT INFORMATION

Job Name _____
 Fixture Type _____
 Catalog Number _____
 Approved by _____

SPECIFICATIONS

HOUSING: 20-gauge CRS. Hole-free, one-piece, seam-welded construction. Integral aluminum heatsink for thermal dissipation. 18-gauge housing flange with mitered and welded corners. Gloss white TGIC polyester powder-coat finish with 5-stage pre-treatment. Antimicrobial finish on all exposed painted surfaces of installed luminaire.

DOORFRAME: 18-gauge CRS. One-piece inset-style construction with welded corners. Gloss white TGIC polyester powder coat finish with 5-stage pre-treatment. Doorframe secured to housing with stainless steel aircraft cables and captive, flush-mounted Phillips-head fasteners. Antimicrobial finish standard on all exposed painted surfaces of the installed luminaire. One-piece, closed-cell silicone gasket seals doorframe to housing.

OPTICS: High efficiency diffused, impact-resistant acrylic lens. Symmetric/asymmetric and full asymmetric optic adds internal Total Internal Reflection optics to work in conjunction with diffused lens providing asymmetry while maintaining uniform appearance.

ELECTRICAL: Serviceable composite-bodied mid-power white LED array. Available 3000K, 3500K, 4000K and 5000K color temperatures with maximum 3-step MacAdam variation allowance. Minimum 80 CRI standard with optional minimum 90 CRI available. 530 nm green mid-power LED array. 120/277VAC or 347VAC, 50/60Hz electrical input with replaceable high power factor electronic, constant-current driver (<10% THD, >0.90 PF). Minimum 85% driver efficiency. Standard 0-10V dimming with 1-100% range, and dim-to-dark capabilities on white and green circuit (non dim-to-dark with 347V input). 330 µA max source current (660 µA with 129G). EMC meets or exceeds FCC CFR Part 15 and MIL STD 461F requirements. White and green circuit can be independently powered and dimmed.

INSTALLATION: Non-IC recessed ceiling mounting into grid and flange application types. Flange installation utilizes included adjustable swing-out mounting brackets. Grid installation suitable for 1" and 1.5" T-bar ceilings. Universal installation into grid or flange (drywall) ceiling applications.

PHOTOMETRICS: Photometry tested to the IESNA LM-79-08 standard. For additional photometric data, please go to www.kenall.com.

WARRANTY: Limited five (5) year LED warranty.

LISTINGS: Luminaire is certified to UL standards by Intertek Testing Laboratories for Wet Location. UL certified IP65 per IEC 60598. NSF2 Splash/Non-Food Zone. Meets FED-STD-209E/Class 1 (ISO 3) Cleanrooms. Compliant with MIL-STD 461G for radiated and conducted emissions (including when ordered with LEL option). CCEA Approved.



ORDERING INFORMATION (Ex: M4SEDI-24-43G/100L-40K8-DCC-277-2F-2H-ASYM)

Model	Size	Lamp Power	Lamp Color	Driver	Voltage	Doorframe	Housing	Optics	Options
M4SEDI				DCC					
Size				Lamp Color*		Housing Options			
14	1'x4' Nominal			30K8	3000K, 80 CRI	2H 20-Ga Antimicrobial Painted CRS (STD)			
22	2'x2' Nominal			30K8	3000K, 90 CRI	5H 20-Ga Type 304 SS			
24	2'x4' Nominal			35K8	3500K, 80 CRI	PAH .050" Antimicrobial Painted Aluminum			
				35K9	3500K, 90 CRI				
				40K8	4000K, 80 CRI				
				40K9	4000K, 90 CRI				
				50K8	5000K, 80 CRI				
				50K9	5000K, 90 CRI				
Lamp Power				Driver Type		Optics			
1'x4'				DCC	Dimming Constant Current	SYM Symmetric, Diffused DR Acrylic			
40G/38L		40 Watt Green/38 Watt White LED				ASYM Asymmetric/Symmetric Optic with Diffused DR Acrylic			
80G		80 Watt Green LED				FASYM Full Asymmetric Optic with Diffused DR Acrylic			
2'x2'				Voltage		Options			
43G/50L		43 Watt Green/50 Watt White LED		120	120VAC, 50/60Hz	LEL‡ Emergency Battery Pack			
86G		86 Watt Green LED		277	277VAC, 50/60Hz	20KV 20KV/KA Surge Protection per IEEE/ANSI C62.41.2 Cat. A			
2'x4'				347	347VAC, 60Hz	FS Fuse & Holder			
43G/50L		43 Watt Green/50 Watt White LED				HJ Sealed Wireway			
43G/100L		43 Watt Green/100 Watt White LED				IF*† Install Frame			
129G		129 Watt Green LED				RM* Continuous Row Mounting			
						For M4SEDI with all White LEDs, click here			
						* Only available when installing in drywall ceilings (flange mount)			
						† Add .375" to ceiling cut out dimensions			
						▲ Wired to white LED when green/white lamping is selected; n/a 347V			
						● n/a for all-green lamp configurations			
						‡ Height of fixture is 8.75" with LEL Option			



www.kenall.com | P: 800-4-Kenall | F: 262-891-9701 | 10200 55th Street Kenosha, Wisconsin 53144, USA

This product complies with the Buy American Act: manufactured in the United States with more than 50% of the component cost of US origin. It may be covered by patents found at www.kenall.com/patents. Content of specification sheets is subject to change; please consult www.kenall.com for current product details. ©2019 Kenall Mfg. Co.

A brand of **legrand**

M4SEDIGREEN-090820

M4SEDI SERIES – TECHNICAL DATA

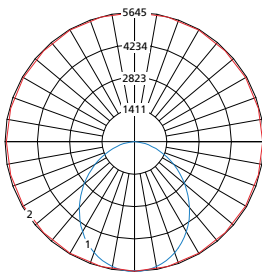
PERFORMANCE

Green/White LED

Size	Lamp Type	GREEN Circuit - Initial Delivered Lumens			White Circuit - Initial Delivered Lumens			Input Power (W)	Estd. L ₇₀ LED Life (hrs)
		SYM/ASYM (lm)	FASYM (lm)	Input Power (W)	SYM (lm)	ASYM (lm)	FASYM (lm)		
1' x 4'	40G/38L-30K8	2,498	2,404	48	4,675	4,499	4,499	43	85,000 / 85,000
	40G/38L-30K9	2,498	2,404	48	3,929	3,781	3,781	43	85,000 / 85,000
	40G/38L-35K8	2,498	2,404	48	4,782	4,603	4,603	43	85,000 / 85,000
	40G/38L-35K9	2,498	2,404	48	3,929	3,781	3,781	43	85,000 / 85,000
	40G/38L-40K8	2,498	2,404	48	4,732	4,554	4,554	43	85,000 / 85,000
	40G/38L-40K9	2,498	2,404	48	4,027	3,876	3,876	43	85,000 / 85,000
	40G/38L-50K8	2,498	2,404	48	4,739	4,561	4,561	43	85,000 / 85,000
	40G/38L-50K9	2,498	2,404	48	4,281	4,120	4,120	43	85,000 / 85,000
2' x 2'	43G/50L-30K8	3,149	2,904	47	6,877	6,797	6,341	57	85,000 / 85,000
	43G/50L-30K8	3,149	2,904	47	5,644	5,712	5,329	57	85,000 / 85,000
	43G/50L-35K8	3,149	2,904	47	7,035	6,953	6,487	57	85,000 / 85,000
	43G/50L-35K9	3,149	2,904	47	5,780	5,712	5,329	57	85,000 / 85,000
	43G/50L-40K8	3,149	2,904	47	6,960	6,879	6,417	57	85,000 / 85,000
	43G/50L-40K9	3,149	2,904	47	5,924	5,854	5,462	57	85,000 / 85,000
	43G/50L-50K8	3,149	2,904	47	6,971	6,890	6,427	57	85,000 / 85,000
	43G/50L-50K9	3,149	2,904	47	6,297	6,223	5,806	57	85,000 / 85,000
2' x 4'	43G/50L-30K8	3,811	3,504	49	7,494	7,429	6,891	57	85,000 / 120,000
	43G/50L-30K9	3,811	3,504	49	6,150	6,243	5,792	57	85,000 / 120,000
	43G/50L-35K8	3,811	3,504	49	7,666	7,600	7,050	57	85,000 / 120,000
	43G/50L-35K9	3,811	3,504	49	6,298	6,243	5,792	57	85,000 / 120,000
	43G/50L-40K8	3,811	3,504	49	7,585	7,519	6,975	57	85,000 / 120,000
	43G/50L-40K9	3,811	3,504	49	6,455	6,399	5,936	57	85,000 / 120,000
	43G/50L-50K8	3,811	3,504	49	7,597	7,530	6,986	57	85,000 / 120,000
	43G/50L-50K9	3,811	3,504	49	6,862	6,802	6,310	57	85,000 / 120,000
	43G/100L-30K8	3,811	3,504	49	13,898	13,777	12,780	114	85,000 / 85,000
	43G/100L-30K8	3,811	3,504	49	11,405	11,306	10,488	114	85,000 / 85,000
	43G/100L-35K8	3,811	3,504	49	14,217	14,094	13,074	114	85,000 / 85,000
	43G/100L-35K9	3,811	3,504	49	11,680	11,579	10,741	114	85,000 / 85,000
	43G/100L-40K8	3,811	3,504	49	14,066	13,943	12,935	114	85,000 / 85,000
	43G/100L-40K9	3,811	3,504	49	11,971	11,867	11,008	114	85,000 / 85,000
	43G/100L-50K8	3,811	3,504	49	14,088	13,965	12,955	114	85,000 / 85,000
	43G/100L-50K9	3,811	3,504	49	12,726	12,615	11,702	114	85,000 / 85,000

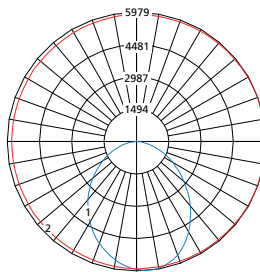
Information subject to change without notice. Visit www.kenall.com for .ies files and additional information

Model: M4SEDI24-43G/100L-40K8-DCC-120-2F-2H-SYM (White)



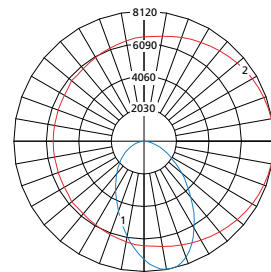
Max Candela = 5645 Located At Horizontal Angle = 90, Vertical Angle = 2.5
 1 - Vertical Plane Through Horizontal Angles (90 - 270) (Through Max. Cd.)
 2 - Horizontal Cone Through Vertical Angle (2.5) (Through Max. Cd.)

Model: M4SEDI24-43G/100L-40K8-DCC-120-2F-2H-ASYM (White)



Max Candela = 5974 Located At Horizontal Angle = 0, Vertical Angle = 5
 1 - Vertical Plane Through Horizontal Angles (0 - 180) (Through Max. Cd.)
 2 - Horizontal Cone Through Vertical Angle (5) (Through Max. Cd.)

Model: M4SEDI24-43G/100L-40K8-DCC-120-2F-2H-FASYM (White)



Max Candela = 8120 Located At Horizontal Angle = 0, Vertical Angle = 12.5
 1 - Vertical Plane Through Horizontal Angles (0 - 180) (Through Max. Cd.)
 2 - Horizontal Cone Through Vertical Angle (12.5) (Through Max. Cd.)

Green LED

Size	Lamp Type	Green LED - Initial Delivered Lumens			Input Power (W)	Estd. L ₇₀ LED Life (hrs)
		SYM (lm)	ASYM (lm)	FASYM (lm)		
1' x 4'	80G	4,995	4,901	4,807	96	85,000
2' x 2'	86G	6,299	6,225	5,808	94	85,000
2' x 4'	129G	11,432	11,332	10,512	147	85,000



www.kenall.com | P: 800-4-Kenall | F: 262-891-9701 | 10200 55th Street Kenosha, Wisconsin 53144, USA

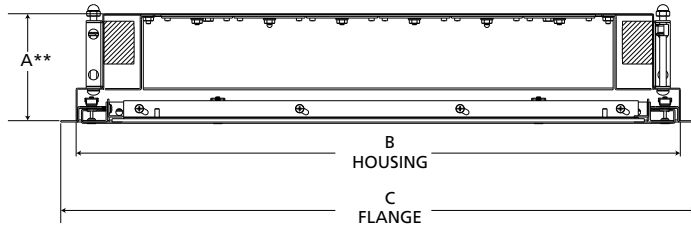
A brand of **legrand**

This product complies with the Buy American Act: manufactured in the United States with more than 50% of the component cost of US origin. It may be covered by patents found at www.kenall.com/patents. Content of specification sheets is subject to change; please consult www.kenall.com for current product details. ©2019 Kenall Mfg. Co.

M4SEDI SERIES – TECHNICAL DATA

DIMENSIONAL DATA

CROSS SECTION / DETAILS



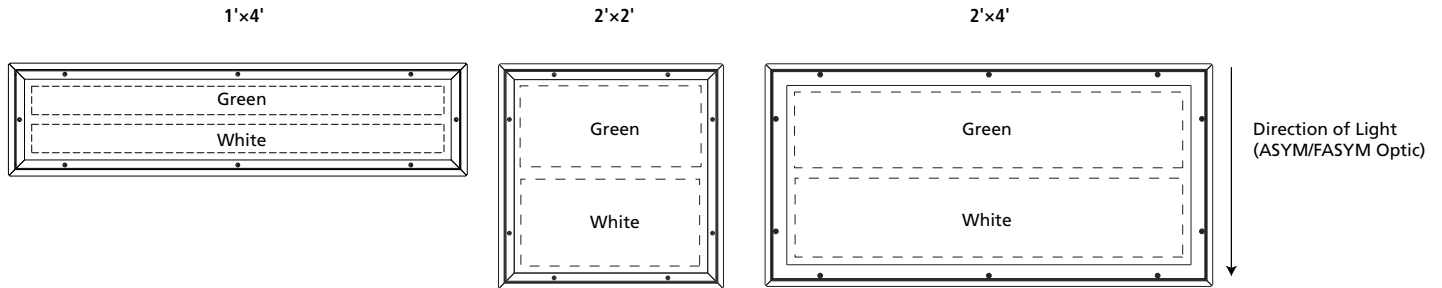
DIMENSIONAL DATA (IN INCHES)

	A	B	C
1×4	4.00	10.60 × 46.60	11.75 × 47.75
Recommended Ceiling Cut-Out		10.85 × 46.85*	
2×2	4.00	22.60 × 22.60	23.75 × 23.75
Recommended Ceiling Cut-Out		22.85 × 22.85*	
2×4	4.00	22.60 × 46.60	23.75 × 47.75
Recommended Ceiling Cut-Out		22.85 × 46.85*	

* Add .375" to ceiling cut out dimensions when IF Option is specified

** Height is 8.261" with LEL Option

GREEN/WHITE LED LAYOUTS



NOTE: 'ASYM' optic on green/white LED configurations provide symmetric/asymmetric distribution on white LEDs (1×4 model has full asymmetric distribution on white LEDs). Green LEDs have a symmetric (Lambertian) distribution. Consult factory for asymmetric distribution options for green LEDs.