

MILLENIUM STRETCH™

MLHA5 SERIES – 24 HOUR SHIP PROGRAM

Product Features:

- » Surface mount – ceiling, wall; 5" x 48"
- » Extruded aluminum housing with decorative end caps
- » Low-profile – ADA compliant
- » Peace of Mind Guarantee® against breakage



PROJECT INFORMATION

Job Name _____

Fixture Type _____

Catalog Number _____

Approved by _____

SPECIFICATIONS:

HOUSING: Marine grade aluminum. Extruded body with die-cast end caps. Housing, with end caps, post assembly TGIC polyester powder coat finished – 5-step pre-treatment. See Ordering Information for standard, optional and custom finishes.

REFLECTOR: Full reflector/wire cover – 92% reflectivity.

LENS: UV-stabilized, high impact extruded clear or pearlescent polycarbonate. Smooth exterior, linear prismatic interior. Nominal thickness .156". Lens securely positioned in body channels and end caps. Lens locked in place with tamper-resistant stainless steel Torx® with center pin fasteners and sealed with closed cell gaskets.

END CAPS: Marine grade die-cast aluminum. Conduit and "Wiremold™ ready" knockout visible only from interior of end cap.

SOCKETS: Shock-resistant sockets with internal locking collar to ensure positive lamp retention.

HARDWARE: Stainless steel, tamper-resistant Torx® with four center pin fasteners secure lens in housing body's lens channel.

ELECTRICAL: Available 4000K color temperature, 82 CRI. 120-277VAC, 50/60Hz electrical input with serviceable high power factor electronic, constant-current driver (<20% THD, >0.95 PF). Standard 0-10V dimming with 1-100% range, maximum driver source of 250 µA.

INSTALLATION: Standard four-point mounting required for Peace of Mind Guarantee®. LED product ambient temperature is -30°C to 25°C, unless otherwise noted.

PHOTOMETRICS: Photometry tested to the IESNA LM-79-08 standard by an ILAC/ISO17025 accredited laboratory. For additional photometric data, please go to www.kenall.com.

WARRANTY: Limited ten (10) year warranty for LED Lamps.

LISTINGS: Luminaire is certified to UL Standards by Intertek Testing Laboratory for wet location – covered ceiling mount. Corner, horizontal wall, vertical wall and pendant mount installation – damp location only. ETL certified IP64 in compliance with IEC 60598 – ceiling mount. ADA compliant. Product listed on the Designlights Consortium® Qualified Products List. Check the latest version [here](#) for listed configuration details.



ORDERING INFORMATION (Ex: MLHA5-48-R-MW-PP-45L40K-DCC-DV)

Model	Length	End Caps	Finish	Lens	Lamp Type	Driver Type	Voltage
MLHA5	48	R	MW	PP	45L40K	DCC	DV
	Length 48 4'		Finish MW Matte White		Lamp Type 45L40K 45 Watt 4000K LED		Voltage DV 120-277 Volts
	End Caps R Rounded		Lens PP Pearlescent Polycarbonate		Ballast/Driver Type DCC Dimming Constant Current		



www.kenall.com

P: 800-4-Kenall

F: 262-891-9701

10200 55th Street Kenosha, Wisconsin 53144

When you see this image, you will know the Kenall product shown or described is designed and manufactured in the USA with components purchased from US suppliers, and meets the Buy American requirements under the ARRA. Kenall has not determined the origin of its domestically purchased components or the subcomponents thereof. May be covered by patents found at www.kenall.com/patents. Content of specification sheets is subject to change; please consult www.kenall.com for current product details. © 2016 Kenall Mfg. Co. All rights reserved.

MILLENNIUM STRETCH™

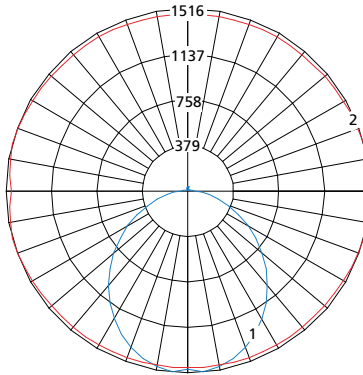
MLHA5 SERIES – 24 HOUR SHIP PROGRAM

PERFORMANCE

Length	Lamp Type	Initial Delivered Lumens		Input Power (W)	Drive Current (mA)	Estd. L70 LED Life (Hrs)
		@ 25°C	Efficacy (lm/W)			
4'	45L40K	5062	103	49	100	80,000

Information above is valid for the recommended Type PP lens type and is subject to change without notice. Visit www.kenall.com for IES files and additional information.

Model: MLHA5-48-R-MW-PP-45L40K-DCC-DV

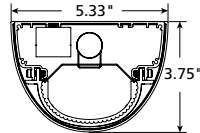


Maximum Candela = 1516 Located At Horizontal Angle = 15, Vertical Angle = 5

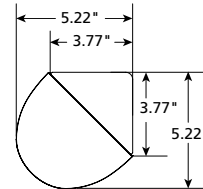
- 1 - Vertical Plane Through Horizontal Angles (15-195) (Through Max. Cd.)
- 2 - Horizontal Cone Through Vertical Angle (5) (Through Max. Cd.)

DIMENSIONAL DATA

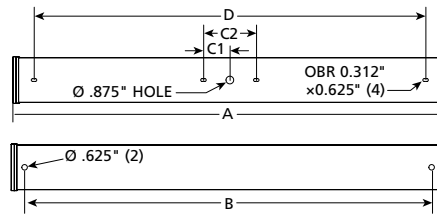
CROSS SECTION/DETAILS



CORNER MOUNT BRACKET



MOUNTING HOLES



Nominal Four Foot Fixture Legend

LMP End Cap	A	B	C1	C2	D
LED R	50.524	46.250	3.000	6.000	44.480



www.kenall.com

P: 800-4-Kenall

F: 262-891-9701

10200 55th Street Kenosha, Wisconsin 53144

When you see this image, you will know the Kenall product shown or described is designed and manufactured in the USA with components purchased from US suppliers, and meets the Buy American requirements under the ARRA. Kenall has not determined the origin of its domestically purchased components or the subcomponents thereof. May be covered by patents found at www.kenall.com/patents. Content of specification sheets is subject to change; please consult www.kenall.com for current product details. © 2016 Kenall Mfg. Co. All rights reserved.