


MILLENIUM STRETCH™

MLHA8 SERIES

PRODUCT FEATURES:

- » Surface mount – wall or ceiling; nominal 8" x 24", 8" x 36", 8" x 48", 8" x 72", 8" x 96"
- » Extruded aluminum housing with decorative end caps
- » Peace of Mind Guarantee® against breakage
- » ADA compliant



Rounded End Cap

Flat End Cap

Reveal End Cap

PROJECT INFORMATION

Job Name _____

Fixture Type _____

Catalog Number _____

Approved by _____

SPECIFICATIONS

HOUSING: Marine grade aluminum. Extruded body with die-cast end caps. Housing, with end caps, post assembly TGIC polyester powder coat finished – 5-step pre-treatment. See Ordering Information for standard, optional, architectural and custom finishes.

REFLECTOR: Full reflector/wire cover – 92% reflectivity.

LENS: UV-stabilized, high impact extruded clear or pearlescent polycarbonate. Smooth exterior, linear prismatic interior. Nominal thickness .156". Lens securely positioned in body channels and end caps. Lens locked in place with tamper-resistant stainless steel Torx® with center pin fasteners and sealed with closed cell gaskets.

END CAPS: Marine grade die-cast aluminum. Three styles available: Flat, Rounded and Reveal. Conduit and "Wiremold™" ready" knockouts visible only from interior of end cap (Flat and Rounded styles only).

SOCKETS: Shock-resistant sockets with internal locking collar to ensure positive lamp retention.

HARDWARE: Stainless steel, tamper-resistant Torx fasteners secure lens in housing body's lens channel (four on 24", 36", and 48" housings; eight on 72" and 96" housings).

ELECTRICAL: LED: Available 3500K, 4000K and 5000K color temperatures, 82 CRI. 120-277VAC, 50/60Hz electrical input with serviceable high power factor electronic, constant-current driver (<20% THD, >0.95 PF). Standard 0-10V dimming with 1-100% range, maximum driver source of 500 µA. Optional embedded microwave motion sensor (MS) has factory default settings of 20 minute time out, dims down to 30%. LF: Class P ballasts. Fluorescent electronic 120/277/347 and dual voltage ballasts high power factor.

INSTALLATION: Standard four-point (24" housing), six-point (36" and 48" housing) and twelve-point (72" and 96" housing) mounting required for Peace of Mind Guarantee®. LED product ambient temperature is -30°C to 40°C, unless otherwise noted.

TEKLINK™ TL50: An independent lighting control system embedded in the luminaire, featuring its own occupancy sensor, daylight harvesting and adjustable time-out/dimming settings.

TEKLINK™ TL100: Centralized, wired zonal occupancy and closed-loop daylight harvesting control system. TL100 controllers are standalone devices and ordered separately for luminaire. [Click here for specifications.](#)

PHOTOMETRICS: Photometry tested to the IESNA LM-79-08 standard by an ILAC/ISO17025 accredited laboratory. For additional photometric information, go to www.kenall.com.

WARRANTY: Limited ten (10) year warranty for LED Lamps.

LISTINGS: UL and CUL listed for Wet Location – covered ceiling mount. UL certified IP64 in compliance with IEC 60598 – ceiling mount. Corner, horizontal wall and pendant mount installation – damp location only. ADA compliant.



In Stock SKU
MLHA8-48-F-MW-PP-2-32-RS-1/1-DV

ORDERING INFORMATION (Ex: MLHA8-48-F-MB-PP-45L40K-DCC-DV-FS-9500)

Model	Length	End Cap	Finish	Lens	Lamp Qty	Lamp Type	Ballast/Driver	Circuit Qty	Voltage	Options	Accessories	TekLink	Controls Kit
MLHA8													
Length						Lamp Type		Circuit Quantity (n/a with LED)			Accessories		
24 2'						2' Lengths		1 One			CMB‡ Corner Mount Bracket (Must be ordered with DL Option)		
36 3'						25L35K 25 Watt 3500K LED		2† Two (2 Ballast minimum)			9500 Torx® Screwdriver		
48 4'						25L40K 25 Watt 4000K LED					D-0552 Torx Driver Bit (Required for CMB Option)		
72 Two 3' (factory connected)						25L50K 25 Watt 5000K LED		Voltage			TekLink		
96 Two 4' (factory connected)						14 F14T5 (rapid start only)		120 120 Volts			TL50▲ TL50 Control System (Click here for specifications)		
						17 F17T8		277 277 Volts			TL100 TL100 Control System (Click here for specifications)		
						24▲ F24T5HO (rapid start only)		347 347 Volts (Consult Factory)					
								DV 120-277 Volts					
End Caps						3' Lengths		Options					
F Flat						21 F21T5 (rapid start only)		EL▲•§ 500 Minimum Lumen Battery Pack (90 Minutes; 32°F Starting Temp)					
R Rounded						25 F25T8		PEL▲•§ 1100 Minimum Lumen Battery Pack (90 Minutes; 32°F Starting Temp)					
RV Reveal						39 F39T5HO (rapid start only)		LEL LED Emergency Battery Backup (4' only) (45L max, 32°F minimum operating temperature)					
								CDF Captive Diffuser Fasteners					
Finish						4' Lengths		DL Damp Location (Interior use NO gasketing)					
LG Light Gray						45L35K 45 Watt 3500K LED		FS Single Fuse & Holder (one per circuit)					
MB Matte Black						45L40K 45 Watt 4000K LED		NAT§ Natatorium Environment Option					
MW Matte White						45L50K 45 Watt 5000K LED		PH Phillips Head Fasteners					
CC Custom Color (Consult Factory)						67L35K 67 Watt 3500K LED		PM§‡ Pendant Mount (stems by others; damp only)					
						67L40K 67 Watt 4000K LED		TN§• Twin Tube Night Light – 5/7/9 watts (120V only)					
						67L50K 67 Watt 5000K LED		UC§• Uplight Component (Pendant Mount only; stems by others; damp only)					
						90L35K 90 Watt 3500K LED		MS Motion Sensor (2' and 4' LED only) (n/a with 347 Voltage Option)					
						90L40K 90 Watt 4000K LED							
						90L50K 90 Watt 5000K LED							
Lens						28 F28T5 (rapid start only)							
CP• Clear Polycarbonate						32 F32T8							
PP Pearlescent Polycarbonate						54 F54T5HO (rapid start only)							
						54A F54T5HO amalgam (rapid start only)							
Lamp Quantity (Cross Section)•													
1 One						Ballast/Driver Type							
2 Two						IS Instant Start Electronic <10% THD (T8)							
3 Three (T8 or T5 only)						RS Rapid Start Electronic <10% THD (T8,T5,T5HO)							
						SB Specified Ballast							
						DCC Dimming Constant Current (LED)							



www.kenall.com

P: 800-4-Kenall

F: 262-891-9701

10200 55th Street Kenosha, Wisconsin 53144

When you see this image, you will know the Kenall product shown or described is designed and manufactured in the USA with components purchased from US suppliers, and meets the Buy American requirements under the ARRA. Kenall has not determined the origin of its domestically purchased components or the subcomponents thereof. May be covered by patents found at www.kenall.com/patents. Content of specification sheets is subject to change; please consult www.kenall.com for current product details. © 2018 Kenall Mfg. Co. All rights reserved.

MLHA8-120418

MILLENIUM STRETCH™

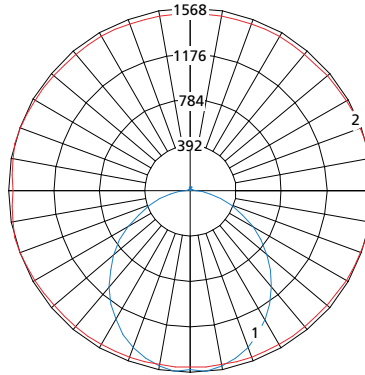
MLHA8 SERIES

PERFORMANCE

Length	Lamp Type	Initial Delivered Lumens		Input Power (W)	Drive Current (mA)	Estd. L70 LED Life (Hrs)
		@ 25°C	Efficacy (lm/W)			
2'	25L35K	2,379	95	25	100	150,000
	25L40K	2,536	101	25	100	150,000
	25L50K	2,536	101	25	100	150,000
4'	45L35K	4,758	97	49	100	150,000
	45L40K	5,072	104	49	100	150,000
	45L50K	5,072	104	49	100	150,000
	67L35K	7,284	100	73	75	150,000
	67L40K	7,765	106	73	75	150,000
	67L50K	7,765	106	73	75	150,000
	90L35K	9,252	94	98	100	150,000
	90L40K	9,864	101	98	100	150,000
	90L50K	9,864	101	98	100	150,000

Information above is valid for the recommended Type PP lens type and is subject to change without notice. Visit www.kenall.com for IES files and additional information.

Model: MLHA8-48-F-MW-PP-45L40K-DCC-DV

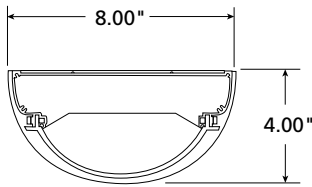


Maximum Candela = 1568 Located At Horizontal Angle = 15, Vertical Angle = 5

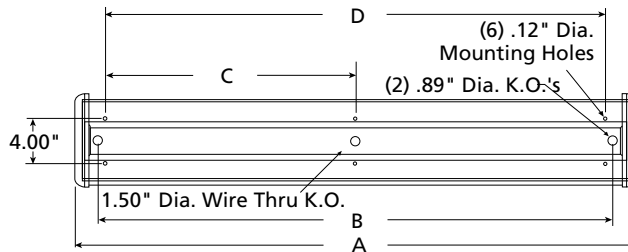
- 1 - Vertical Plane Through Horizontal Angles (15-195) (Through Max. Cd.)
- 2 - Horizontal Cone Through Vertical Angle (5) (Through Max. Cd.)

DIMENSIONAL DATA

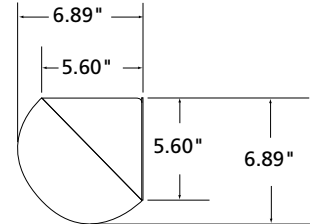
CROSS SECTION/DETAILS



MOUNTING HOLES



CORNER MOUNT BRACKET



Nominal Two Foot Fixture Legend

LMP End Cap	A	B	C	D
T8 R	26.524	22.312	N/A	21.000
T8 F	25.308	22.312	N/A	21.000
T8 RV	28.632	22.312	N/A	21.000
T5 R	24.940	20.728	N/A	20.875
T5 F	23.724	20.728	N/A	20.875
T5 RV	27.048	20.728	N/A	20.875

Nominal Three Foot Fixture Legend

LMP End Cap	A	B	C	D
T8 R	38.524	34.312	16.500	33.000
T8 F	34.312	34.312	16.500	33.000
T8 RV	40.632	34.312	16.500	33.000
T5 R	36.751	32.540	16.344	32.688
T5 F	35.535	32.540	16.344	32.688
T5 RV	38.859	32.540	16.344	32.688

Nominal Four Foot Fixture Legend

LMP End Cap	A	B	C	D
T8/LED R	50.524	46.312	22.500	45.000
T8/LED F	49.308	46.312	22.500	45.000
T8/LED RV	52.632	46.312	22.500	45.000
T5 R	48.562	44.350	22.250	44.500
T5 F	47.346	44.350	22.250	44.500
T5 RV	50.670	44.350	22.250	44.500



www.kenall.com

P: 800-4-Kenall

F: 262-891-9701

10200 55th Street Kenosha, Wisconsin 53144

When you see this image, you will know the Kenall product shown or described is designed and manufactured in the USA with components purchased from US suppliers, and meets the Buy American requirements under the ARRA. Kenall has not determined the origin of its domestically purchased components or the subcomponents thereof. May be covered by patents found at www.kenall.com/patents. Content of specification sheets is subject to change; please consult www.kenall.com for current product details. © 2018 Kenall Mfg. Co. All rights reserved.